


















PARMCO








Inspiring kitchens, entertaining homes

Symbols

Ovens

 Light	 Rotisserie Grill	 Double Grill
 Conventional Bake	 Fan Forced	 Fan Grill
 Top Bake	 Fan Forced Top Bake	 Multi Cooking Mode
 Bottom Bake	 Fan Forced Bottom Bake	 Fan Forced Double Grill
 Defrost	 Fan Assisted Bake	 Half Grill
 Grill	 Fan Assisted Bottom Bake	 Double Grill with Fan
 Pyrolytic Function	 Fan Assist	

Dishwashers

 Intensive Wash	 Rinse	 Rapid
 Heavy Wash	 Soak	 60 Minutes
 Normal Wash		

Technical Information

Please Note:
Because of Parmco’s commitment to continuous improvement, information in this publication may be subject to modification.

Parmco recommends that before any cutouts are made, please make sure that the dimensions are checked for accuracy against the product.

All technical information provided in this publication is without prejudice by Parmco Appliances, who reserves the right to revise without notice, the information contained herein. E & OE.

Contents

The Parmco story

Keeping up with Kiwis	2
Our promise to you	4
Leading edge technology and energy efficiency	5
Parmco at home in the Kiwi kitchen	6

Cook

Freestanding Stoves	10
Inbuilt Ovens	18
Cooktops	28

Vent

Canopies	36
Rangehoods	44
Downdraft	48

Clean

Dishwashers	52
Waste Disposal Units	55

Cool

Refrigeration	57
Chest Freezers	58

Laundry

Washing Machines	62
Dryers	64

The Parmco story... keeping up with Kiwis

We've been cooking up a storm in Kiwi kitchens, ventilating the air and taking care of the dishes for over 30-years. From cooktops, rangehoods, to canopies and dishwashers, New Zealanders turn to Parmco for high quality appliances with the latest features, functions and cutting-edge designs.

Parmco's standards are of global proportions but we're proudly 100% New Zealand-owned and operated. Like our kitchen appliances, our people are committed to ensuring every customer gets the support they need. From our Auckland-based team to our nationwide network of service agents, we guarantee peace-of-mind with exceptional service and industry leading warranties on our products.

Whether entertaining friends or cooking for your family, trust Parmco to provide affordable cooking and ventilation solutions to suit your look, taste or trends.

The complete range of Parmco ovens, stoves and cooktops offer you greater control and flexibility, coupled with superb styling.

We'll help you maintain a cleaner, safer home environment. Parmco's ventilation options are efficient, quiet, stylish and there's a solution for every kitchen. From canopies, to rangehoods concealed power paks and in-bench units, you'll find your fit with Parmco.

Cleaning up is made easy with our range of dishwashers and waste disposal units delivering exceptional results, combined with the latest features and modern styling. Parmco has got Kiwis covered in the kitchen from start to finish.



Industry Leading Warranty

Our promise to you...



100%
**NZ OWNED
& OPERATED**
— EST. 1989 —

We're proud to be a part of the Kiwi kitchen and stand behind the quality of our products.

Everyone can benefit from a little added protection, which is why we make sure our customers receive the help they need, if or when they need it.

At Parmco we like to go that step further for Kiwis, offering seven-years' warranty on all Parmco brand appliances - at no extra cost. Now that's peace of mind.

Full details and the terms and conditions of our warranties can be seen at www.parmco.co.nz

At Parmco, being Kiwi is in our DNA. We love our country and take the responsibility to look after this wonderful place we call home.

Here at Parmco we have been helping Kiwis create inspiring homes and entertaining kitchens for over 30 years. Being 100% Kiwi owned and operated, for over 30 years means we are locals just like you.

We employ kiwis and every dollar we make stays in our beautiful country supporting our next generation. We hope you choose to do the same with us at Parmco.

Leading edge technology and energy efficiency...



Alongside our stylish designs, Parmco products are built to the highest performance standards, from the best global manufacturers.

All Parmco ovens and freestanding stoves have a European A Level energy efficiency (Norm EN50304, Directive 2002/40EC), ensuring they use less energy to provide the same level of service. Making every cooking experience better all round for you and the environment.

Parmco dishwashers are designed with cutting-edge performance, noise reduction and stringently tested to European standards. Selecting a half load cycle on a Parmco dishwasher can save you on both energy and water consumption. Clean and peaceful!

Selected Parmco canopies and rangehoods have energy efficient LED lights, making them more reliable and lighter on energy use.

Parmco at home in the Kiwi kitchen

Choosing the best products for your home and lifestyle

With the latest designs and unbeatable performance standards, Parmco kitchen appliances have been working for Kiwis for over 30 years.

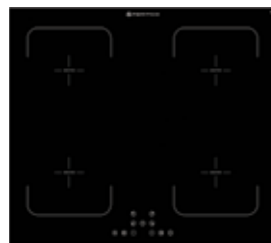
Whatever your design aspirations or space constraints, our extensive range of products have you covered in the kitchen. From cooktops, ovens, stoves and dishwashers to stylish rangehoods and ventilation systems, Parmco appliances combine the latest features and functions with the highest performance standards.

For appliances that are built to last and won't 'break the bank,' trust Parmco to bring style and affordability to your kitchen. Find your fit with Parmco.

Your home is your haven and unique to you and your family. So, choosing kitchen appliances that best suit your needs and your budget is essential for ease of living.

There are a few key factors to consider when choosing appliances for your kitchen. Here are a few helpful tips to help you get your kitchen sorted!

Cooktops... induction, electric or gas?



Induction

An induction cooktop works by using magnetic energy to heat the pot or pan, put simply – the pot is the element. Induction cooking provides very fast heat up, precise heat control and very efficient energy consumption.

The latest technology of zoneless induction cooking allows you to place pots of various sizes anywhere within the zones and the cooktop will automatically recognise the pot.



Ceramic

Parmco ceramic cooktops are easy to use and clean.

Available in 300mm, 600mm, 750mm and 900mm these cooktops give you great control in selecting a cooking temperature suitable for all types of cooking.



Gas

With a sleek stainless steel design combined with durable cast iron trivets, a gas cooktop is suitable even for the most passionate cooks.

With two, four and five powerful burners including wok burner, you have the convenience of selecting a slow simmer or a powerful setting for stir-fries and steaks.

Ovens... pyrolytic, electric or 56L/58L/70L/76L capacity...?



Pyrolytic

By selecting the Pyrolytic function the oven door locks and temperatures reach up to 450 degrees! All the grease and fat burns to a crisp for you to simply wipe out the inside of the oven. Oven door may require additional cleaning.



Electric

Parmco's built-in electric ovens have a full range of cooking functions and temperatures, giving you more control and flexibility.

What's more, all Parmco ovens have an A class energy efficiency!

Featuring triple glazed cool touch door technology, Parmco's oven doors produce low door temperatures making it safe even for the little fingers to touch.



56L/58L/70L/76L capacity

Parmco offers you the option of different oven sizes and capacities to suit every cooking style.

With our 60cm built-in ovens providing a huge 56L/58L/70L or 76L usable capacity, you can fit a family size roast or any large dish.

Ventilation... rear riser, canopy or rangehood?



Rear riser

Built to perform, the Parmco downdraft effectively captures and removes cooking odours from the cooking environment.

The downdraft is a clever solution to address ventilation space challenges, enabling maximum kitchen design versatility.

Plus, it's super quiet!



Canopy

Sleek control panels coupled with superb illumination powered by halogen, incandescent or LED lights, and a selection of fan speeds and features make Parmco's canopies an effective way of ventilating your kitchen.

Creating your own kitchen style has never been easier.

Parmco also has a "remote motoring" option which can assist in further reducing noise!



Rangehood

Rangehoods are an extra ventilation alternative suitable for built-in cabinets. Easily concealed by built-in cabinets and easy to clean, rangehoods are the most cost-effective ventilation option.

Cook

Smarter, stylish solutions

Life is busy and time in demand. With family and friends to take care of, it goes without saying you need the help of reliable kitchen appliances.

Kiwis turn to Parmco for efficient and stylish cooking solutions that provide greater control and flexibility. Our entire range of Parmco cooktops, ovens and free-standing stoves combine superb design, optimal energy efficiency and are backed with industry leading warranties. Trust Parmco to cook in your kitchen.



Freestanding stoves - country style

Country Style Cookers

Made in Europe these classic cookers are designed to provide a country style finish to your kiwi kitchen.



CERAMIC 900 FREESTANDING STOVE
CS 900C-BLK

900mm
30L/66L/66L
Electric



GAS 900 FREESTANDING STOVE
CS 900G-BLK

900mm
30L/66L/66L
Electric



	CS 900C-BLK	CS 900G-BLK
FUNCTIONS:	***** *	***** *
COOK TOP:	Ceramic	Gas
CAN BE JETTED FOR LPG OR NATURAL GAS:		✓
ELECTRICAL OUTLET REQUIRED:	41 amp	17 amp
UTILITY DRAWER:		
FLAME FAILURE SAFETY:		✓
DIGITAL TIMER:	✓	✓
TWIN FANS FOR FAST HEAT UP:		
CATALYTIC SELF-CLEANING PANELS:	MAIN OVEN ONLY	MAIN OVEN ONLY

Freestanding stoves - full gas

Cool Touch Door Technology

Fully ventilated doors, triple glazed glass and advanced cooling combines to produce "cool touch door technology". Through this clever

combination of design and functionality, the technology of Parmco's oven doors produces low door temperatures, making it safe for those little fingers.



GAS 600 FREESTANDING STOVE
FS 600-GAS GAS

600mm
70L
Gas Oven



GAS 900 FREESTANDING STOVE
AR 900-GAS GAS-1

900mm
107L
Gas Oven



	FS 600-GAS GAS	AR 900-GAS GAS-1
FUNCTIONS:	****	****
COOK TOP:	Gas burner	Gas burner
CAN BE JETTED FOR LPG OR NATURAL GAS:	✓	✓
ELECTRICAL OUTLET REQUIRED:	10 amp	10 amp
COOL TOUCH DOOR TECHNOLOGY:	✓	✓
UTILITY DRAWER:		✓
FLAME FAILURE SAFETY:	✓	✓
DIGITAL TIMER:		
TWIN FANS FOR FAST HEAT UP:		
CATALYTIC SELF-CLEANING PANELS:	✓	✓

Freestanding stoves - ceramic



CERAMIC TOP 600
FREESTANDING STOVE
FS600SC

600mm
76L
Electric



CERAMIC TOP 900
FREESTANDING STOVE
FS900SC

900mm
123L
Electric



CERAMIC TOP 600
FREESTANDING STOVE
FS600BC

600mm
76L
Electric



	FS600SC	FS900SC	FS600BC
FUNCTIONS:	***** **	***** **	***** **
COOK TOP:	Ceramic	Ceramic	Ceramic
CAN BE JETTED FOR LPG OR NATURAL GAS:			
ELECTRICAL OUTLET REQUIRED:	32 amp	50 amp	32 amp
COOL TOUCH DOOR TECHNOLOGY:	✓	✓	✓
UTILITY DRAWER:	✓	✓	✓
FLAME FAILURE SAFETY:			
DIGITAL TIMER:	✓	✓	✓
TWIN FANS FOR FAST HEAT UP:		✓	
CATALYTIC SELF-CLEANING PANELS:	✓	✓	✓

Freestanding stoves - combination



COMBINATION 600
FREESTANDING STOVE
FS600SG

600mm
76L
Electric



COMBINATION 900
FREESTANDING STOVE
FS900SG

900mm
123L
Electric



COMBINATION 600
FREESTANDING STOVE
FS600WG / FS600BG

600mm
76L
Electric



	FS600SG	FS900SG	FS600WG FS600BG
FUNCTIONS:	***** **	***** **	***** **
COOK TOP:	Gas burner	Gas burner	Gas burner
CAN BE JETTED FOR LPG OR NATURAL GAS:	✓	✓	✓
ELECTRICAL OUTLET REQUIRED:	15 amp	15 amp	15 amp
COOL TOUCH DOOR TECHNOLOGY:	✓	✓	✓
UTILITY DRAWER:	✓	✓	✓
FLAME FAILURE SAFETY:	✓	✓	✓
DIGITAL TIMER:	✓	✓	✓
TWIN FANS FOR FAST HEAT UP:		✓	
CATALYTIC SELF-CLEANING PANELS:	✓	✓	✓

Freestanding stoves - combination



COMBINATION 900 FREESTANDING STOVE ONE AND A HALF OVEN FS9S-5-3

900mm
70L/36L
Electric



COMBINATION OBSIDIAN 900 FREESTANDING STOVE FS900BG

900mm
123L
Electric



	FS9S-5-3	FS900BG
FUNCTIONS:	***** ***/*****	***** ***
COOK TOP:	Gas burner	Gas burner
CAN BE JETTED FOR LPG OR NATURAL GAS:	✓	✓
ELECTRICAL OUTLET REQUIRED:	20 amp	15 amp
COOL TOUCH DOOR TECHNOLOGY:	✓	✓
UTILITY DRAWER:	✓	✓
FLAME FAILURE SAFETY:	✓	✓
DIGITAL TIMER:	✓	✓
TWIN FANS FOR FAST HEAT UP:		✓
CATALYTIC SELF-CLEANING PANELS:	MAIN OVEN ONLY	✓

Freestanding stoves - 540mm/600mm



ELECTRIC 540 FREESTANDING STOVE FS54R

540mm
70L/20L Oven/Grill
Electric



Incorporated power plug



CERAMIC 540 FREESTANDING STOVE FS54CER

540mm
70L/20L Oven/Grill
Electric



Incorporated power plug



ELECTRIC 600 FREESTANDING STOVE FS60R-4W / FS60R-8W

600mm
76L Oven
Electric



Incorporated power plug



CERAMIC 600 FREESTANDING STOVE FS60CER-8W

600mm
76L Oven
Electric



Incorporated power plug




	FS54R	FS54CER	FS60R-4W / FS60R-8W / FS60CER-8W
FUNCTIONS:	***** *	***** *	**** / ***** ***
COOK TOP:	Electric (radiant coil elements)	Ceramic	Electric / Ceramic
ELECTRICAL OUTLET REQUIRED:	32 amp	32 amp	40 amp
COOL TOUCH DOOR TECHNOLOGY:	✓	✓	✓
GRILL DRAWER:	✓	✓	
UTILITY DRAWER:			✓
FLAME FAILURE SAFETY:			
DIGITAL TIMER:			✓
TWIN FANS FOR FAST HEAT UP:			
INTEGRATED SIDE PLUG:	✓	✓	✓

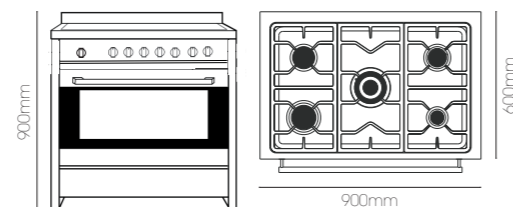
Freestanding stoves specs

GAS

600mm Freestanding Gas Stove
with 3 Gas & 1 Wok Burner
FS 600-GAS GAS

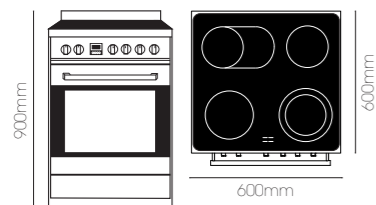


900mm Freestanding Gas Stove
with 4 Gas, 1 Wok Burner
AR 900-GAS GAS-1

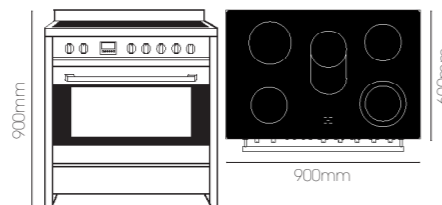


CERAMIC

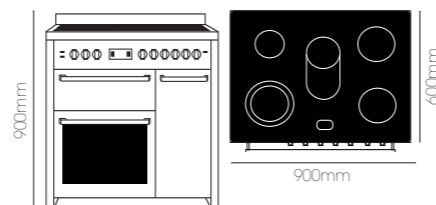
600mm Freestanding Stove
with Ceramic Top
FS600SC / FS600BC



900mm Freestanding Stove
with Ceramic Top
FS900SC

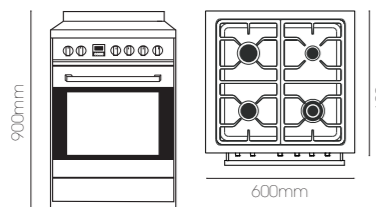


900mm Country Style Stove
with Gas / Ceramic Top
CS 900C-BLK / CS 900G-BLK




COMBINATION

600mm Freestanding Stove
with 3 Gas & 1 Wok Burner
FS600SG / FS600BG / FS600WG




900mm Freestanding Stove/900mm Freestanding Stove,
1 & a Half Door with 4 Gas, 1 Wok Burner
FS900SG / FS900BG / FS9S-5-3




CERAMIC/ELECTRIC

540mm Freestanding Stove
FS54R / FS54CER



600mm Freestanding Stove
FS60R-4W / FS60R-8W / FS60CER-8W



Inbuilt ovens - gas

Parmco ovens offer precise cooking control with excellent multi-functions, including fan forced, grilling and even catalytic self clean panels on selected models. And more importantly, *all Parmco ovens have an A class energy efficiency.*

What is European A-Level energy efficiency?

The European Energy Efficiency of the appliance is rated in terms of a set of energy efficiency

classes from A to G, A being the most energy efficient, G the least efficient. This means that the appliance is using less energy to provide the same level of performance. All Parmco ovens have an A class energy efficiency. This is achieved by a new insulation system which ensures that the heat is kept in the oven. It also avoids overheating of the external surfaces, giving the ovens the extra benefit of having cool touch doors.



GAS INBUILT OVEN
OV-1-6S-GAS

600mm
56L
Gas (can be jetted for LPG/NG)



	OV-1-6S-GAS
FUNCTIONS:	*****
ELECTRICAL OUTLET REQUIRED:	15 amp
TIMER:	Mechanical
FAN FORCED COOKING:	
COOL TOUCH DOOR TECHNOLOGY:	✓
TELESCOPIC RAILS:	
EUROPEAN A-LEVEL ENERGY EFFICIENCY:	
CHILD LOCK:	
TOUCH CONTROLS:	
CATALYTIC SELF-CLEANING PANELS:	

Inbuilt ovens - specialty



ELECTRIC TOUCH
INBUILT OVEN
PPOV-9S-48

900mm
105L
Electric



	PPOV-9S-48
FUNCTIONS:	*****
ELECTRICAL OUTLET REQUIRED:	15 amp
TIMER:	Digital touch
FAN FORCED COOKING:	✓
COOL TOUCH DOOR TECHNOLOGY:	✓
TELESCOPIC RAILS	
EUROPEAN A-LEVEL ENERGY EFFICIENCY:	✓
CHILD LOCK:	✓
TOUCH CONTROLS:	✓
CATALYTIC SELF-CLEANING PANELS:	✓



ELECTRIC DOUBLE
INBUILT OVEN
PPOV-6S-DT-4

600mm
35L/59L
Electric



	PPOV-6S-DT-4
FUNCTIONS:	*****
ELECTRICAL OUTLET REQUIRED:	20 amp
TIMER:	Digital touch
FAN FORCED COOKING:	✓
COOL TOUCH DOOR TECHNOLOGY:	✓
TELESCOPIC RAILS	
EUROPEAN A-LEVEL ENERGY EFFICIENCY:	✓
CHILD LOCK:	✓
TOUCH CONTROLS:	✓
CATALYTIC SELF-CLEANING PANELS:	✓



SIDE DOOR (Reversable door option)
INBUILT OVEN
PPOV-6S-SIDE-1

600mm
56L
Electric



	PPOV-6S-SIDE-1
FUNCTIONS:	*****
ELECTRICAL OUTLET REQUIRED:	15 amp
TIMER:	Digital touch
FAN FORCED COOKING:	✓
COOL TOUCH DOOR TECHNOLOGY:	✓
TELESCOPIC RAILS	
EUROPEAN A-LEVEL ENERGY EFFICIENCY:	✓
CHILD LOCK:	✓
TOUCH CONTROLS:	✓
CATALYTIC SELF-CLEANING PANELS:	MAIN OVEN ONLY

Inbuilt ovens - premium electric

Pyrolytic oven

This is the oven you have to have in your kitchen. The PPOV-6S-PYRO-2 in stainless steel trim is 600mm wide and comes with digital touch control, quadglaze cool touch door and child safety lock. The PPOV-6S-PYRO-2 has twelve cooking functions including the pyrolytic cleaning mode.

When the pyrolytic function is selected the oven door locks and temperatures reach up to 430 degrees! All the grease and fats burn to a crisp for you to simply wipe the inside of the oven.



ELECTRIC PYROLYTIC INBUILT OVEN
PPOV-6S-PYRO-2

600mm
76L
Electric



	PPOV-6S-PYRO-2
FUNCTIONS:	***** **
ELECTRICAL OUTLET REQUIRED:	15 amp
TIMER:	Digital touch
FAN FORCED COOKING:	✓
COOL TOUCH DOOR TECHNOLOGY:	✓
TELESCOPIC RAILS:	
EUROPEAN A-LEVEL ENERGY EFFICIENCY:	✓
CHILD LOCK:	✓
TOUCH CONTROLS:	✓
CATALYTIC SELF-CLEANING PANELS:	
PYROLYTIC FUNCTION:	✓

Inbuilt ovens - electric



ELECTRIC 5 SERIES INBUILT OVEN
OX-1-6S-5

600mm
58L
Electric



	OX-1-6S-5	OX-1-6S-8
FUNCTIONS:	*****	***** **
ELECTRICAL OUTLET REQUIRED:	15 amp	15 amp
TIMER:	Mechanical	Digital
FAN FORCED COOKING:	✓	✓
COOL TOUCH DOOR TECHNOLOGY:	✓	✓
TELESCOPIC RAILS:		
EUROPEAN A-LEVEL ENERGY EFFICIENCY:	✓	✓
CHILD LOCK:		
TOUCH CONTROLS:		
CATALYTIC SELF-CLEANING PANELS:		
PYROLYTIC FUNCTION:		



ELECTRIC 8 SERIES INBUILT OVEN
OX-1-6S-8

600mm
58L
Electric



Inbuilt ovens - 5 function electric



ELECTRIC 5 SERIES PUSH
BUTTON INBUILT OVEN
OX7-2-6S-5-1

600mm
76L
Electric



ELECTRIC 5 SERIES
INBUILT OVEN
OX7-3-6S-5-1

600mm
76L
Electric



ELECTRIC 5 SERIES
INBUILT OVEN
OX7-6-6S-5-1

600mm
76L
Electric



	OX7-2-6S-5-1	OX7-3-6S-5-1	OX7-6-6S-5-1
FUNCTIONS:	*****	*****	*****
OVEN TYPE:	Electric	Electric	Electric
ELECTRICAL OUTLET REQUIRED:	15 amp	15 amp	15 amp
TIMER:	Mechanical	Mechanical	Mechanical
FAN FORCED COOKING:	✓	✓	✓
COOL TOUCH DOOR TECHNOLOGY:	✓	✓	✓
TELESCOPIC RAILS:			
EUROPEAN A-LEVEL ENERGY EFFICIENCY:	✓	✓	✓
CHILD LOCK:			
TOUCH CONTROLS:			
CATALYTIC SELF-CLEANING PANELS:			
PYROLYTIC FUNCTION:			

Inbuilt ovens - 8 function electric

76L capacity ovens

With Parmco's new 60cm built-in ovens providing a huge 76L usable capacity, you can fit a family size roast or any other large dish. Bright lights combined with the large viewing window on the outer door, allow you to clearly see what's going

on in the oven. Finished in stunning black glass with stainless steel edges, this range creates a classic yet modern array of designs to match your kitchen. Plus, with the touch control panel and easy to read display, you have all functions under your control!



ELECTRIC 8 SERIES PUSH
BUTTON INBUILT OVEN
OX7-2-6S-8-1

600mm
76L
Electric



ELECTRIC 8 SERIES
INBUILT OVEN
OX7-3-6S-8-1

600mm
76L
Electric




ELECTRIC 8 SERIES
INBUILT OVEN
OX7-6-6S-8-1

600mm
76L
Electric



	OX7-2-6S-8-1	OX7-3-6S-8-1	OX7-6-6S-8-1
FUNCTIONS:	***** **	***** **	***** **
OVEN TYPE:	Electric	Electric	Electric
ELECTRICAL OUTLET REQUIRED:	15 amp	15 amp	15 amp
TIMER:	Digital touch	Digital touch	Digital touch
FAN FORCED COOKING:	✓	✓	✓
COOL TOUCH DOOR TECHNOLOGY:	✓	✓	✓
TELESCOPIC RAILS:			
EUROPEAN A-LEVEL ENERGY EFFICIENCY:	✓	✓	✓
CHILD LOCK:			
TOUCH CONTROLS:			
CATALYTIC SELF-CLEANING PANELS:	✓	✓	✓
PYROLYTIC FUNCTION:			

Inbuilt ovens - full colour glass



ELECTRIC 5 SERIES
INBUILT OVEN
OX7-4-6W-5-1

600mm
76L
Electric



ELECTRIC 8 SERIES
INBUILT OVEN
OX7-4-6W-8-1

600mm
76L
Electric



ELECTRIC 8 SERIES
INBUILT OVEN
OX7-4-6B-8-1

600mm
76L
Electric

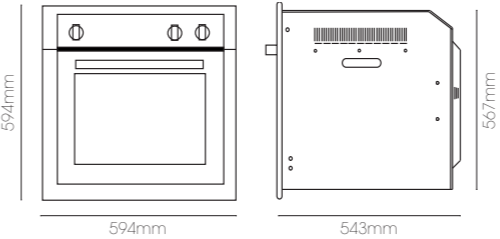


	OX7-4-6W-5-1	OX7-4-6W-8-1	OX7-4-6B-8-1
FUNCTIONS:	*****	***** **	***** **
OVEN TYPE:	Electric	Electric	Electric
ELECTRICAL OUTLET REQUIRED:	15 amp	15 amp	15 amp
TIMER:	Mechanical	Digital touch	Digital touch
FAN FORCED COOKING:	✓	✓	✓
COOL TOUCH DOOR TECHNOLOGY:	✓	✓	✓
TELESCOPIC RAILS:			
EUROPEAN A-LEVEL ENERGY EFFICIENCY:	✓	✓	✓
CHILD LOCK:			
TOUCH CONTROLS:			
CATALYTIC SELF-CLEANING PANELS:		✓	✓
PYROLYTIC FUNCTION:			

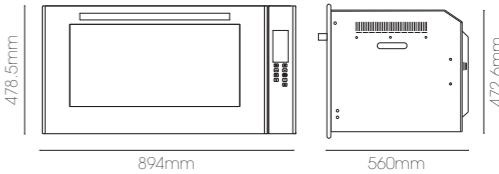
Inbuilt ovens specs

ELECTRIC AND GAS

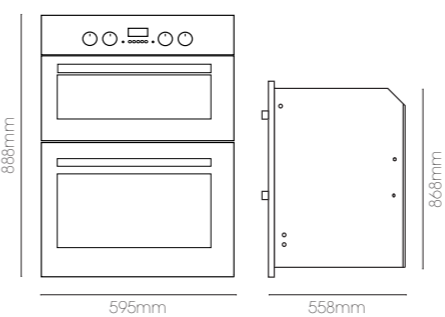
4 Function Gas Inbuilt Oven
OV-1-6S-GAS



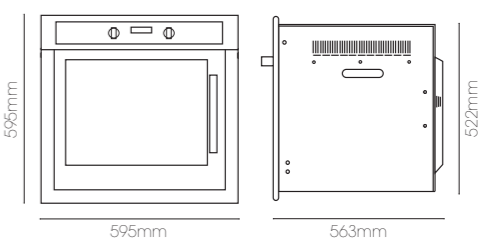
10 Function, 900mm Electric Touch Inbuilt Oven
PPOV-9S-48



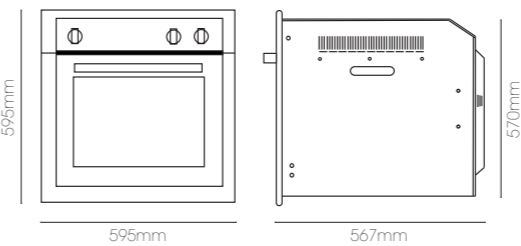
7+4 Function Electric Double Inbuilt Oven
PPOV-6S-DT-4



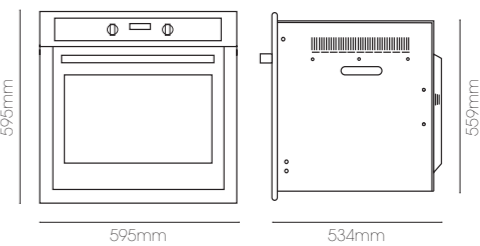
7 Function Electric Side Door Oven
PPOV-6S-SIDE-1



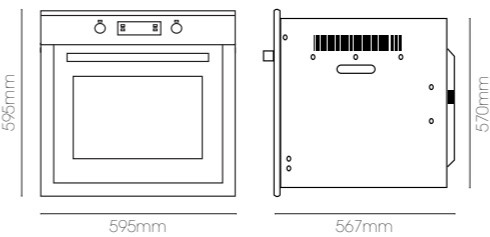
12 Function Electric Pyrolytic Inbuilt Oven
PPOV-6S-PYRO-2



5 & 8 Function Electric Inbuilt Oven (58L)
OX-1-6S-5, OX-1-6S-8



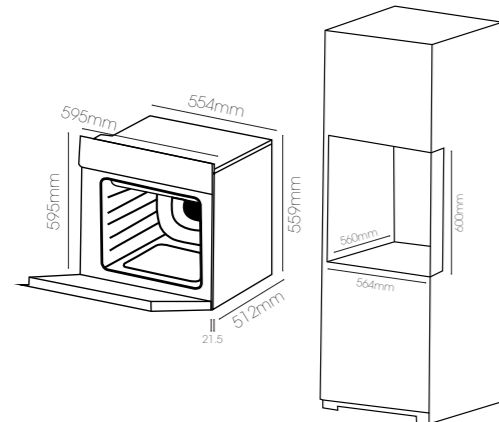
5 and 8 Function Electric Inbuilt Oven (76L)
OX7-2-6S-5-1, OX7-2-6S-8-1, OX7-3-6S-5-1,
OX7-3-6S-8-1, OX7-4-6B-8-1, OX7-4-6W-5-1
OX7-4-6W-8-1, OX7-6-6S-5-1, OX7-6-6S-8-1



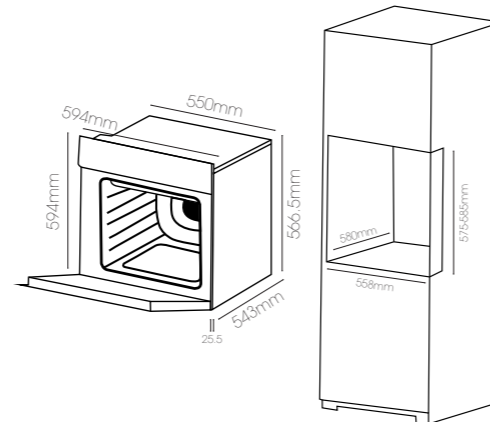
Installation requirements

OX & OV OVEN MODEL

OX-1-6S-5
OX-1-6S-8

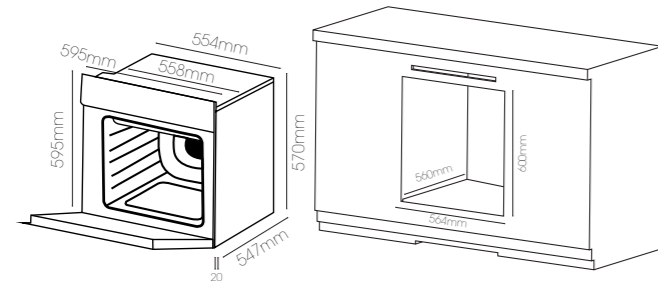


OV-1-6S-GAS

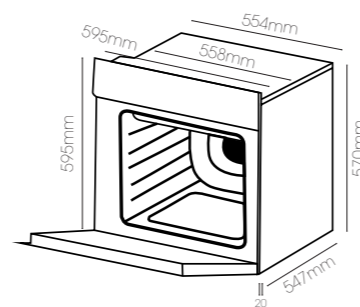


PPOV & OX7 OVEN MODEL

PPOV-6S-PYRO-2

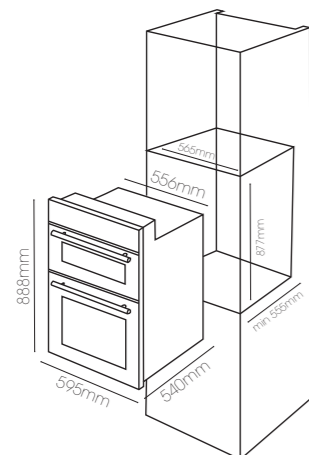


OX7-2-6S-5-1, OX7-2-6S-8-1, OX7-4-6B-8-1
OX7-3-6S-5-1 OX7-3-6S-8-1, OX7-4-6W-5-1
OX7-4-6W-8-1 OX7-6-6S-5-1, OX7-6-6S-8-1

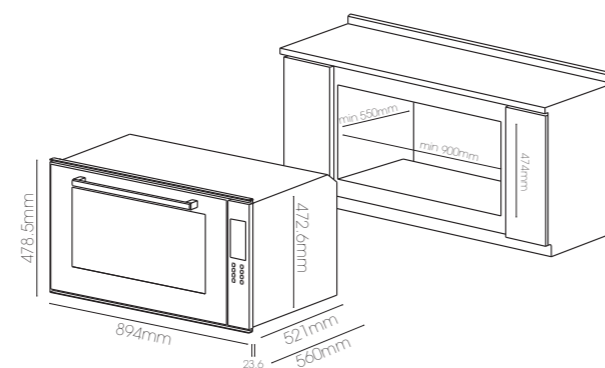


PPOV OVEN MODEL

PPOV-6S-DT-4



PPOV-9S-48



Cooktops - gas

Gas Cooktops

All gas cooktops are supplied jetted for natural gas. LPG conversion kits are supplied with all gas appliances.



GAS COOK TOP
HO-1-2S-2G / HO-1-6S-3GW / HO-1-6W-3GW

300mm, 600mm
Gas Hob



GAS POWER BURNER COOK TOP
HO-6-6S-3GW / HO-6-77S-4GW / HO-6-9S-4GW

600mm, 770mm, 900mm
Gas Hob



	HO-1-2S-2G HO-1-6S-3GW HO-1-6W-3GW	HO-6-6S-3GW HO-6-77S-4GW HO-6-9S-4GW
POWER SETTINGS:		
HEAT INDICATORS:		
ELECTRICAL OUTLET REQUIRED:	10 amp	10 amp
EASY CLEAN SURFACE:	✓	✓
AUTOMATIC IGNITION:	✓	✓
FLAME FAILURE SAFETY:	✓	✓
CAN BE JETTED FOR LPG OR NATURAL GAS:	✓	✓
POWERFUL 5.1KW WOK BURNER:		✓
LOW PROFILE DESIGN:		✓

Cooktops - gas



GAS LOW PROFILE COOK TOP
HO-2-6S-4G / HO-2-9S-4GW

600mm, 900mm
Gas Hob




GAS BLACK GLASS COOK TOP
HO-7-6G-3GW / HO-7-9G-4GW

600mm, 900mm
Gas Hob




	HO-2-6S-4G HO-2-9S-4GW*	HO-7-6G-3GW* HO-7-9G-4GW*
POWER SETTINGS:		
HEAT INDICATORS:		
ELECTRICAL OUTLET REQUIRED:	10 amp	10 amp
EASY CLEAN SURFACE:	✓	✓
AUTOMATIC IGNITION:	✓	✓
FLAME FAILURE SAFETY:	✓	✓
CAN BE JETTED FOR LPG OR NATURAL GAS:	✓	✓
WOK ADAPTOR SUPPLIED*:	✓	✓
LOW PROFILE DESIGN:	✓	✓

Cooktops - ceramic



CERAMIC COOK TOP
HX-1-6S-CER / HX-1-6NF-CER

600mm
Ceramic Hob



CERAMIC TOUCH COOK TOP
HX-2-2NF-CER-T / HX-2-6S-CER-T / HX-2-6NF-CER-T / HX-2-75NF-CER-T / HX-2-9NF-CER-T

300mm, 600mm, 750mm, 900mm
Ceramic Hob




	HX-1-6S-CER HX-1-6NF-CER	HX-2-2NF-CER-T HX-2-6NF-CER-T / HX-2-6S-CER-T HX-2-75NF-CER-T HX-2-9NF-CER-T
POWER SETTINGS:	*****	*****
CONTROL TYPE:	Knob	Touch
ELECTRICAL OUTLET REQUIRED:	25 amp	15 amp / 25 amp / 32 amp / 32 amp
HEAT INDICATORS:	✓	✓
EXCESSIVE HEAT PROTECTION:	✓	✓
EASY CLEAN SURFACE:	✓	✓
CHILD LOCK:		✓
TIMER FUNCTION:		✓
BOOST FUNCTION:		

Cooktops - induction

Induction Cooktops

Induction cooking works by using magnetic energy to heat the pot or pan. Put simply, the pot becomes the element. Induction cooking provides instant heat, precise heat control and very efficient energy consumption.

The latest technology of zoneless induction cooking allows you to place pots of various sizes anywhere within the zones and the cooktop will automatically recognise the pot.



INDUCTION COOK TOP
HX-2-2NF-INDUCT

300mm
Induction



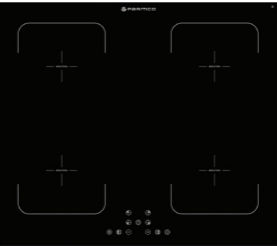
Refer to page 48 for the Induction Hob with In-Built downdraft above

DD-700IB-IND



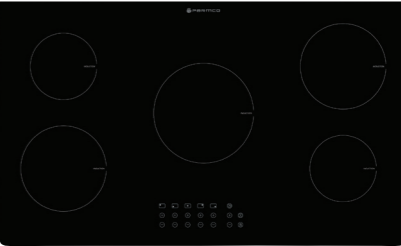
INDUCTION COOK TOP
HX-2-6NF-INDUCT

600mm
Induction



INDUCTION ZONELESS COOK TOP
HX-2-6NF-ZLIND

600mm
Zoneless Induction



INDUCTION 5 ZONE COOK TOP
HX-2-9NF-INDUCT

900mm
Induction

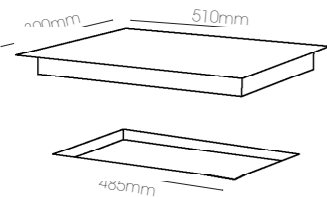


	HX-2-2NF-INDUCT	HX-2-6NF-INDUCT* HX-2-6NF-ZLIND	HX-2-9NF-INDUCT
POWER SETTINGS:	*****	*****	*****
CONTROL TYPE:	Touch	Touch	Touch
ELECTRICAL OUTLET REQUIRED:	15 amp	25 amp	32 amp
HEAT INDICATORS:	✓	✓	✓
EXCESSIVE HEAT PROTECTION:	✓	✓	✓
EASY CLEAN SURFACE:	✓	✓	✓
CHILD LOCK:	✓	✓	✓
TIMER FUNCTION:	✓	✓	✓
BOOST FUNCTION*:		✓*	

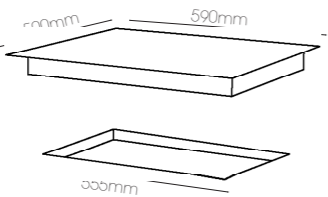
Cooktops specs

GAS

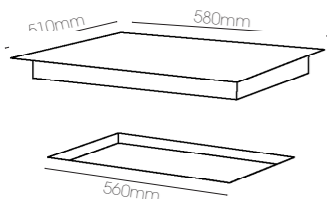
300mm Stainless Steel
2 Gas Burner Domino Hob
HO-1-2S-2G



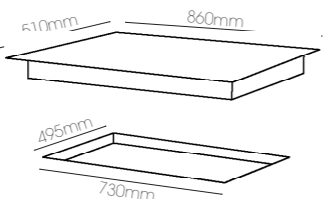
600mm Stainless Steel/White
3 Gas & 1 Wok Burner Hob
HO-1-6S-3GW / HO-1-6W-3GW



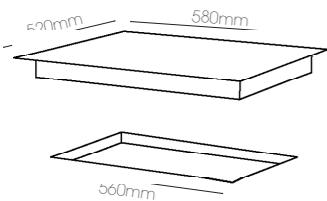
600mm Stainless Steel Low Profile
4 Gas Burner Hob
HO-2-6S-4G



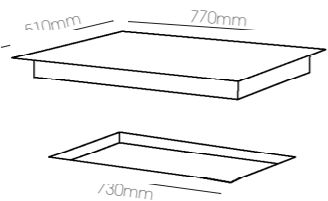
900mm Stainless Steel Low Profile
4 Gas & 1 Wok Burner Hob
HO-2-9S-4GW



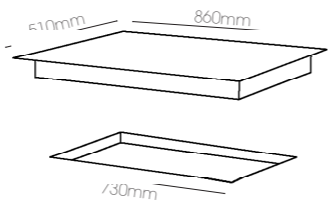
600mm Stainless Steel
3 Gas & 1 Wok Burner Hob
HO-6-6S-3GW



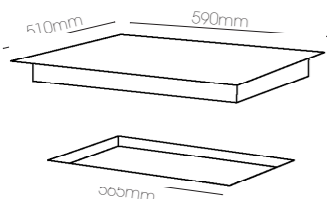
770mm Stainless Steel
4 Gas Burner Hob
HO-6-77S-4GW



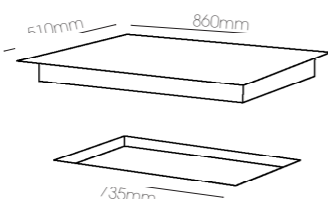
900mm Stainless Steel
4 Gas & 1 Wok Burner Hob
HO-6-9S-4GW



600mm Black Glass
3 Gas & 1 Wok Burner Hob
HO-7-6G-3GW

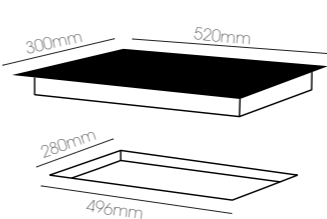


900mm Black Glass
4 Gas & 1 Wok Burner Hob
HO-7-9G-4GW

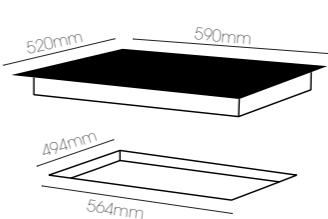


CERAMIC

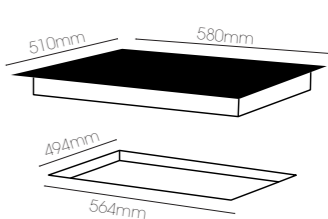
Ceramic Domino Hob
with Touch Controls
HX-2-2NF-CER-T



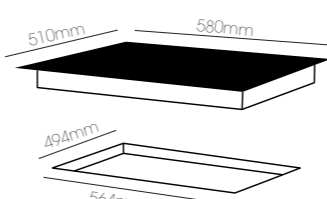
600mm Ceramic Hob
Stainless Steel frame
HX-1-6S-CER / HX-2-6S-CER-T



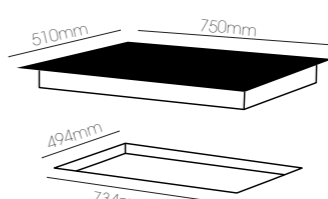
600mm Frameless
Ceramic Hob
HX-1-6NF-CER



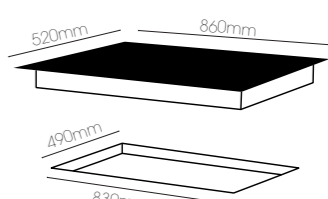
600mm Frameless Ceramic Hob
with Touch Controls
HX-2-6NF-CER-T



750mm Frameless Ceramic Hob
with Touch Controls
HX-2-75NF-CER-T

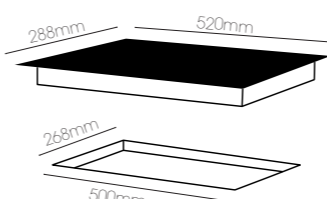


900mm Frameless Ceramic Hob
with Touch Controls
HX-2-9NF-CER-T

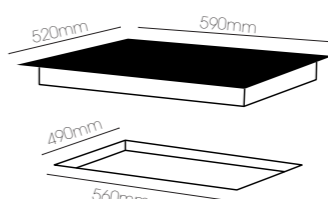


INDUCTION

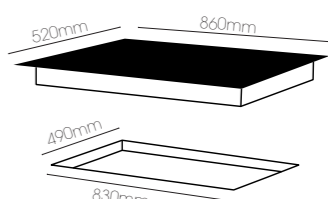
300mm Frameless Induction Hob
with Touch Controls
HX-2-2NF-INDUCT



600mm Frameless Induction Hob
with Touch Controls.
*Zoneless Version
HX-2-6NF-INDUCT
HX-2-6NF-ZLIND*



900mm Frameless Induction Hob
with Touch Controls
HX-2-9NF-INDUCT



Vent

A cleaner, safer home environment

Creating the healthiest kitchen setting for Kiwis is our focus. Parmco's high performance, quiet and stylish ventilation options allow you to entertain family and friends in a cleaner atmosphere. From canopies, to rangehoods, to concealed power paks and riser units, trust Parmco to deliver healthier solutions for your kitchen.



Canopies - glass

Halogen or LED Lights

The sleek control panels are easy to use and offer a selection of fan speeds that easily remove steam and cooking smells. Operated by a separate control button, the halogen or LED lights provide illumination over the entire cooking surface.



GLASS CURVED CANOPY
T4-11GLA-6L

600mm
1000m3/hour



GLASS CURVED CANOPY
T4-11GLA-9L

900mm
1000m3/hour



	T4-11GLA-6L	T4-11GLA-9L
SPEED SETTINGS:	***	***
NOISE:	63dB	63dB
CANOPY STYLE:	Curved glass	Curved glass
REMOTE MOTOR COMPATIBLE:	✓	✓
REMOVABLE GREASE FILTERS:	✓	✓
LED LIGHTS:	✓	✓
CAN BE RECIRCULATED:	✓	✓
EXTENDABLE CHIMNEY:	✓	✓
150MM DUCTING:	✓	✓
DIGITAL DISPLAY:		
TOUCH CONTROLS:		
TIMER:		

Canopies - box

Fully removable aluminium filters

The aluminium filters effectively catch grease and are designed to be easily removed and easily cleaned.



PERIPHERAL BOX CANOPY
RPER-9G-1000

900mm
1000m3/hour



SLIMLINE DIGIMAX BOX CANOPY
RLCD-6G-1000L

600mm
1000m3/hour



SLIMLINE DIGIMAX BOX CANOPY
RLCD-9G-1000L

900mm
1000m3/hour



	RLCD-6G-1000L	RLCD-9G-1000L	RPER-9G-1000
SPEED SETTINGS:	***	***	***
NOISE:	63dB	63dB	60dB
CANOPY STYLE:	LCD Low profile box	LCD Low profile box	Peripheral
REMOTE MOTOR COMPATIBLE:			
REMOVABLE GREASE FILTERS:	✓	✓	✓
LED LIGHTS:	✓	✓	✓
CAN BE RECIRCULATED:	✓	✓	
EXTENDABLE CHIMNEY:			
150MM DUCTING:	✓	✓	✓
DIGITAL DISPLAY:	✓	✓	
TOUCH CONTROLS:	✓	✓	✓
TIMER:	✓	✓	✓

Canopies - box



BOX CANOPY
RBOX-6S-1000L
600mm
1000m3/hour



BOX CANOPY
RBOX-9S-1000L
900mm
1000m3/hour



	RBOX-6S-1000L	RBOX-9S-1000L
SPEED SETTINGS:	***	***
NOISE:	63dB	63dB
CANOPY STYLE:	Box	Box
REMOTE MOTOR COMPATIBLE:	✓	✓
REMOVABLE GREASE FILTERS:	✓	✓
LED LIGHTS:	✓	✓
CAN BE RECIRCULATED:	✓	✓
EXTENDABLE CHIMNEY:		
150MM DUCTING:	✓	✓
DIGITAL DISPLAY:		
TOUCH CONTROLS:		
TIMER:		



LOW PROFILE BOX CANOPY
T4-12LOW-6L
600mm
1000m3/hour



LOW PROFILE BOX CANOPY
T4-12LOW-9L
900mm
1000m3/hour



ISLAND CANOPY
T4-12LOW-9IS-1
900mm
1000m3/hour



	T4-12LOW-9L	T4-12LOW-6L	T4-12LOW-9IS-1
SPEED SETTINGS:	***	***	***
NOISE:	63dB	63dB	62dB
CANOPY STYLE:	Low profile box	Low profile box	Island mounted low profile box
REMOTE MOTOR COMPATIBLE:	✓	✓	
REMOVABLE GREASE FILTERS:	✓	✓	✓
LED LIGHTS:	✓	✓	✓
CAN BE RECIRCULATED:	✓	✓	
EXTENDABLE CHIMNEY:	✓	✓	
150MM DUCTING:	✓	✓	✓
DIGITAL DISPLAY:			
TOUCH CONTROLS:			
TIMER:			

Canopies - pyramid



STYLELINE 500 CANOPY
RCAN-6S-500L
RCAN-6W-500L
600mm
500m3/hour




STYLELINE 500 CANOPY
RCAN-9S-500L
900mm
500m3/hour



UNBRANDED LIFESTYLE
1000 CANOPY
URCAN-6B / 9B-1000L
600/900mm
1000m3/hour



	RCAN-6S / W-500L	RCAN-9S-500L	URCAN-6B / 9B-1000L
SPEED SETTINGS:	***	***	***
NOISE:	48dB	48dB	63db
CANOPY STYLE:	Pyramid	Pyramid	Pyramid
REMOTE MOTOR COMPATIBLE:			✓
REMOVABLE GREASE FILTERS:	✓	✓	✓
LED LIGHTS:	✓	✓	✓
CAN BE RECIRCULATED:	✓	✓	✓
EXTENDABLE CHIMNEY:	✓ (stainless steel only)	✓	
150MM DUCTING:	✓	✓	✓
DIGITAL DISPLAY:			
TOUCH CONTROLS:			
TIMER:			



SLIMLINE PYRAMID CANOPY
T4-13DM-SLI-1
900mm
1000m3/hour



LIFESTYLE 1000 CANOPY
RCAN-9S-1000L
RCAN-9W-1000L
900mm
1000m3/hour



LIFESTYLE 1000 CANOPY
RCAN-6S-1000L
RCAN-6W-1000L
600mm
1000m3/hour

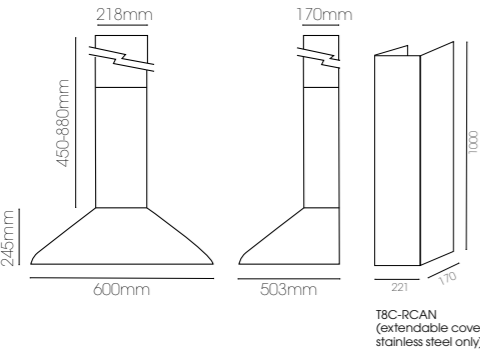


	RCAN-6S / W-1000L	RCAN-9S / W-1000L	T4-13DM-SLI-1
SPEED SETTINGS:	***	***	****
NOISE:	63dB	63dB	47dB
CANOPY STYLE:	Pyramid	Pyramid	Slim pyramid
REMOTE MOTOR COMPATIBLE:	✓	✓	
REMOVABLE GREASE FILTERS:	✓	✓	✓
LED LIGHTS:	✓	✓	Halogen
CAN BE RECIRCULATED:	✓	✓	
EXTENDABLE CHIMNEY:	✓ (stainless steel only)	✓ (stainless steel only)	
150MM DUCTING:	✓	✓	✓
DIGITAL DISPLAY:			✓
TOUCH CONTROLS:			✓
TIMER:			✓

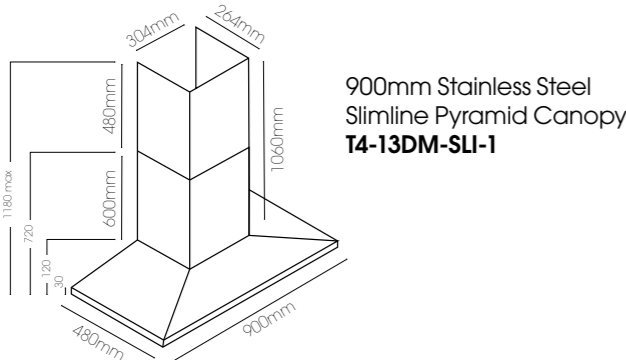
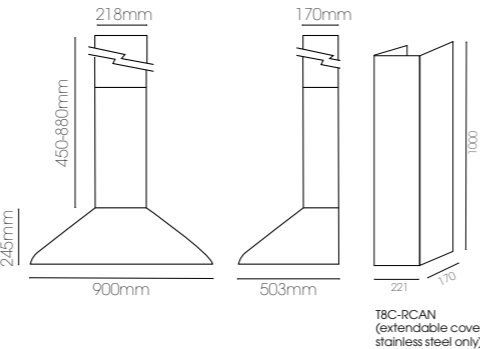
Canopy specs

PYRAMID CANOPIES

600mm Stainless Steel / White / Black
Pyramid Canopy (500 & 1000)
RCAN-6S-500L / RCAN-6W-1000L
RCAN-6S-1000L / URCAN-6B-1000L

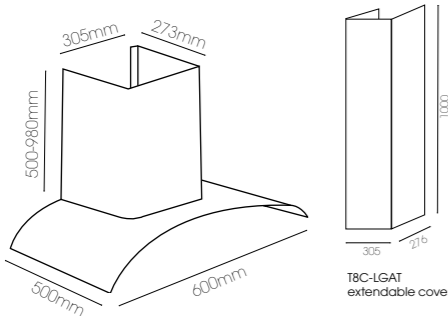


900mm Stainless Steel / White / Black
Pyramid Canopy (500 & 1000)
RCAN-9S-500L / RCAN-9W-1000L
RCAN-9S-1000L / URCAN-9B-1000L

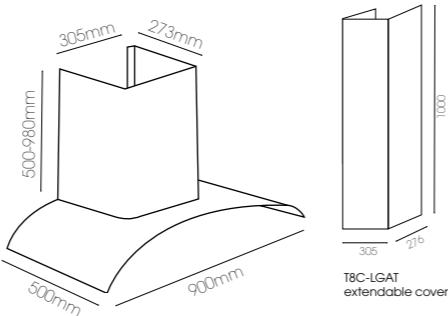


GLASS CANOPIES

600mm Curved Glass Canopy
T4-11GLA-6L

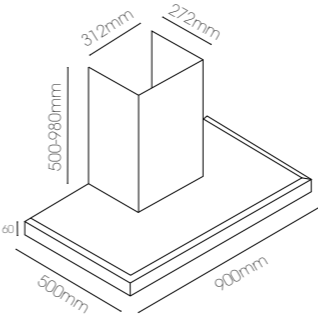


900mm Curved Glass Canopy
T4-11GLA-9L

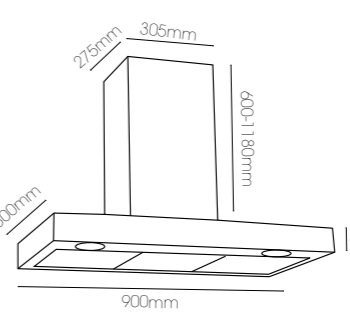


BOX CANOPIES

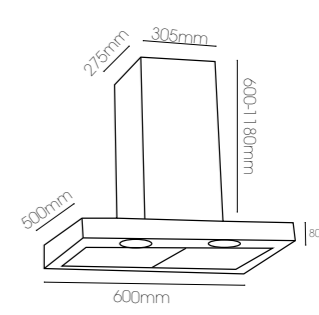
900mm Glass LED
Box Canopy
RPER-9G-1000



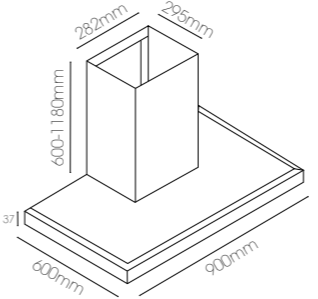
900mm Stainless Steel
Box Canopy
RBOX-9S-1000L



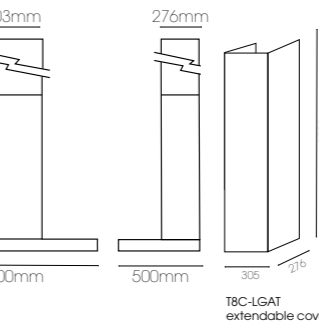
600mm Stainless Steel
Box Canopy
RBOX-6S-1000L



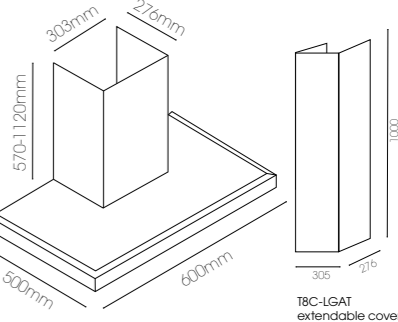
900mm Stainless Steel
Island Canopy
T4-12LOW-9IS-1



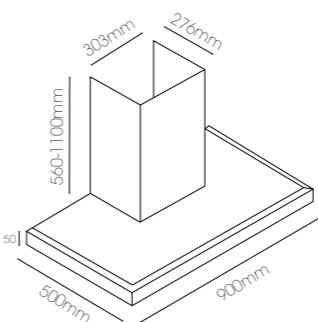
900mm Stainless Steel
Slimline Box Canopy
T4-12LOW-9L



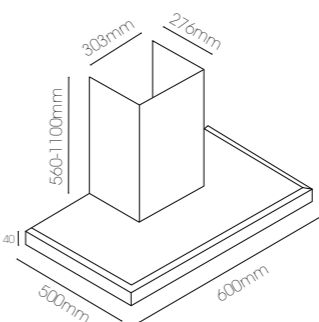
600mm Stainless Steel
Slimline Box Canopy
T4-12LOW-6L



900mm Stainless Steel
Digimax LCD Box Canopy
RLCD-9G-1000L



600mm Stainless Steel
Digimax LCD Box Canopy
RLCD-6G-1000L



Rangehoods - inbuilt



GLASS FRONT CAPRICE
RANGEHOOD
T5C-6S-350 / T5C-6W-350

600mm
350m3/hour



INTEGRATED TURBO PAK PLUS
RANGEHOOD
T7-6S-4 / T7-9S-4

520mm / 746mm
1000m3/hour



	T5C-6S-350 / T5C-6W-350	T7-6S-4 / T7-9S-4
SPEED SETTINGS:	***	***
NOISE:	68dB	63dB
RANGEHOOD STYLE:		Integrated
DUCTING:	120mm	150mm
CAN BE RECIRCULATED:	✓	✓
REMOTE MOTOR COMPATIBLE:		✓
FULL WIDTH REMOVABLE GREASE FILTERS:	✓	✓
LIGHTS:	Incandescent	LED
VENTED:	Top or rear	Top

Rangehoods - tilt front



TILTA FRONT RANGEHOOD
T1-6-3L

600mm
450m3/hour



Rangehoods - telescopic



TELESCOPIC MILANO RANGEHOOD
T2-6HAL

600mm
700m3/hour



TELESCOPIC MILANO RANGEHOOD
T2-6-1L / T2-9-1L

600mm / 900mm
440m3/hour

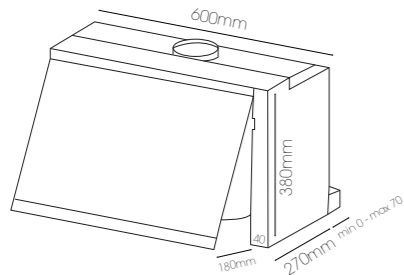


	T1-6-3L	T2-6HAL	T2-6-1L / T2-9-1L
SPEED SETTINGS:	***	***	***
NOISE:	58dB	60dB	60dB
RANGEHOOD STYLE:	Tilt front	Pull out under cupboard mounted	Pull out under cupboard mounted
DUCTING:	150mm	150mm	125mm
CAN BE RECIRCULATED:	✓	✓	✓
REMOTE MOTOR COMPATIBLE:			
FULL WIDTH REMOVABLE GREASE FILTERS:	✓	✓	✓
LED LIGHTS:	LED	✓	✓

Rangehoods specs

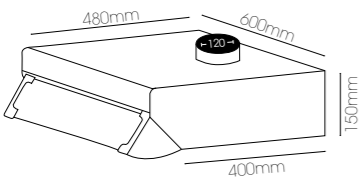
TILT

600mm Tilt Front
Rangehood
T1-6-3L

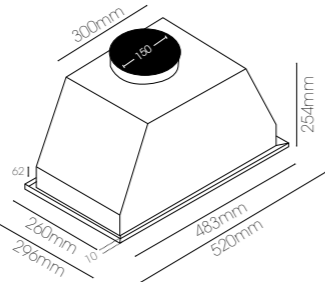


INBUILT

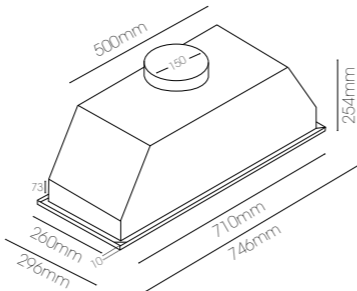
600mm Glass Front
Rangehood
T5C-6S-350 / T5C-6W-350



520mm Integrated Turbo
Pak Plus Rangehood
T7-6S-4

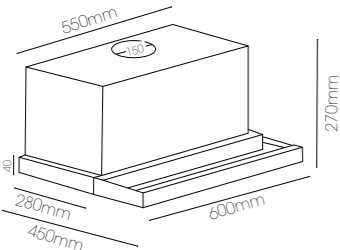


746mm Integrated Turbo
Pak Plus Rangehood
T7-9S-4

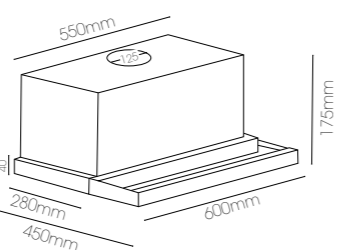


TELESCOPIC MILANO

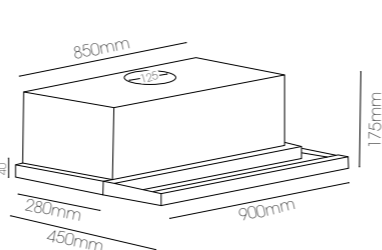
600mm Telescopic
Rangehood
T2-6HAL



600mm Telescopic
Rangehood
T2-6-1L



900mm Telescopic
Rangehood
T2-9-1L



Ducting

CANOPY & RANGEHOOD OPTIONS

Recirculating options:

TPC
T7-6TWIN, T5-6
TPC-NT
T1-6-2, T1-9HT, T1-6HT, T1-6-2L, T1-9HTL, T1-6HTL

TPC-AT 110 (LED models)
T2-6HAL, T2-6-1L, T2-9-1L, RBOX, RCAN,
T4-11GLA-6L, T4-11GLA-9L, T4-12LOW-6L,
T4-12LOW-9L, T7-6S-4, T7-9S-4, RLCD, RLOW

TPC-AT 152
R6-501-1, DD-700IB-IND

TPC-AT 160 (Halogen models)
RBOX, RCAN, T4-12LOW, T4-11GLA, T4-11GLA-6,
T2-6HA, RTEL, RLOW, RLCD, T7-6S-3, T7-9S-3

TPC-CB
T5C-6S-350, T5C-6W-350

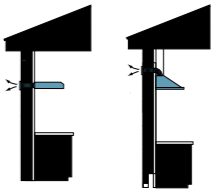
TPC-AT 130
T1-6-3L

PARMCO DUCTING PACKS

Parmco Ducting Packs provide you with the convenience of being able to buy your ducting requirements out of the one standardised pack, taking the stress out of the ducting process.

	DPAKW150-1
AVAILABLE SIZES:	150mm
COMPONENTS:	Semi rigid 1m aluminium Outlet with vanes

EXPOSED REAR VENT KIT:



Downdrafts

Rear-riser glass top

The rear-riser downdraft is a clever solution to address ventilation space challenges, enabling kitchen design versatility. With this stylish line of rear-riser downdrafts, featuring black glass panel and touch control, you can enjoy the benefits of the perfect kitchen: no more clutter or obstructed kitchen views.

For example you can design your kitchen so that the cooktop is positioned in front of a window or even on an island bench. The rear-riser glides gently into position to quickly remove all odours and steam.

600MM DOWN DRAFT REAR RISER UNIT DD-600RR-G / DD-900RR-G

600mm/900mm
1000m3/hour



SIZE:	600mm / 900mm
TYPE OF DOWNDRAFT:	Rear-riser downdraft
SPEED SETTINGS:	****
TOUCH CONTROL:	✓
REMOVABLE ALUMINIUM FILTER:	✓
DURABLE STAINLESS STEEL:	✓
AVAILABLE WITHOUT COOKTOP INTEGRATION:	✓
REMOTE MOTOR KIT SUPPLIED:	✓
INTEGRATED LED LIGHTS:	✓



700MM INDUCTION HOB WITH BUILT-IN DOWNDRAFT DD-700IB-IND

700mm
504m3/hour



SIZE:	700mm
TYPE OF DOWNDRAFT:	Built-in downdraft
NOISE:	69db
SPEED SETTINGS:	***
REMOVABLE ALUMINIUM FILTER:	✓
TIMER:	✓
TOUCH CONTROL:	✓
CHILD LOCK:	✓
REMOTE MOTOR KIT SUPPLIED:	✓
CARBON FILTER AVAILABLE:	✓



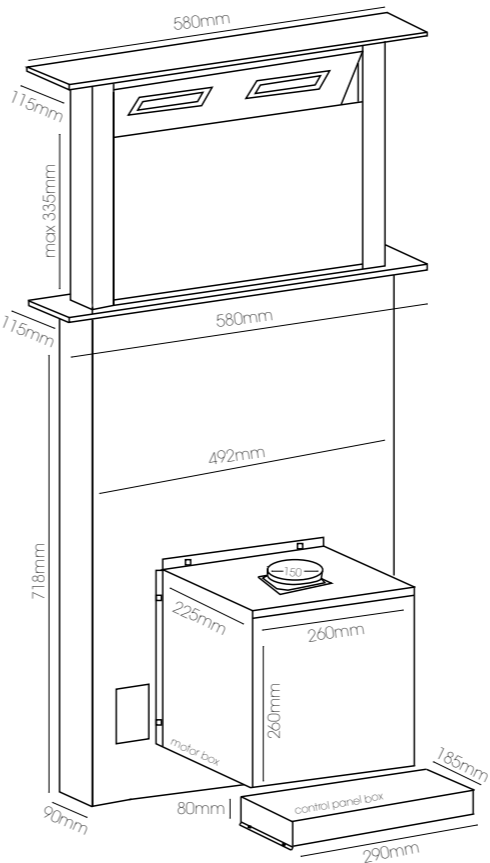
Downdrafts

REAR RISER GLASS TOP AND INDUCTION HOB BUILT-IN DOWNDRAFT

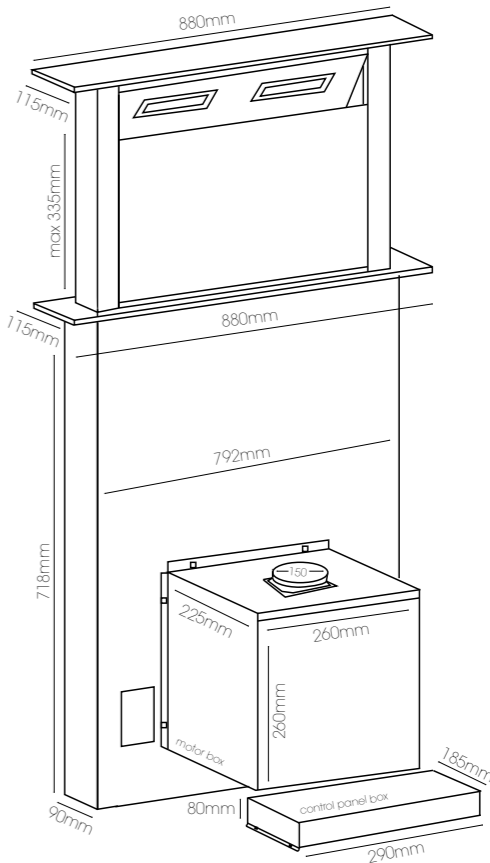
Please refer to the installation manual for cutout guides.

Note: This unit is supplied with a remote motor kit which allows the fan motor to be placed up to 4.5 metres away from the downdraft. Ducting not supplied with unit.

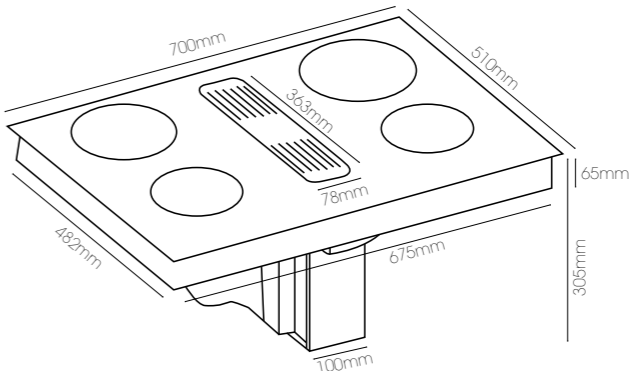
600mm REAR RISER DD-600RR-G



900mm REAR RISER DD-900RR-G



700mm INDUCTION HOB WITH BUILT-IN DOWNDRAFT DD-700IB-IND



Clean

Quiet solutions

Effortless, quiet and oh so efficient, Parmco's range of dishwashers deliver results with minimal fuss. With a range of models to suit every kitchen, affording a stylish and reliable cleaning solution has never been simpler. Count on us to take care of the environment and deliver cleaner results, every time. Life's too short to do dishes.



Dishwashers

Dry + Function

When this function is selected, the water temperature during the final rinse stage is increased to 66° C to improve the drying process.



INTEGRATED
PD6-PIT-2

600mm
14 Place Settings



Shown with Stainless door; not included, buttons are on top of dishwasher not on the front



DIGITAL LED
PD6-PSL-2 / PD6-PBL

600mm
15 Place Settings



	PD6-PIT-2	PD6-PSL-2 PD6-PBL
PROGRAMMES:	***** **	***** *
WATER RATING:	4 star (13.7L)	5 star (12.3L)
ENERGY RATING:	3 star (310kWh)	4 star (245kWh)
NOISE:	49dB	49dB
FLOOD PROTECTION:	✓	✓
HALF LOAD OPTION:		✓
CHILD LOCK:	✓	✓
TIMER DELAY:	✓	✓
DIGITAL CONTROLS:	✓	✓
ADJUSTABLE TOP BASKET:	✓	✓
THIRD LAYER CUTLERY TRAY	✓	✓
DRY PLUS FUNCTION:		✓



FREESTANDING ECONOMY
PD6-PWDF-2 / PD6-PSDF-2

600mm
14 Place Settings



	PD6-PWDF-2 PD6-PSDF-2	PD6-PWE-3 PD6-PSE-3	PD45-SLIM-W-1 PD45-SLIM-SS-2
PROGRAMMES:	***** *	***** *	***** *
WATER RATING:	4 star (13.7L)	4 star (11.8L)	4 star (9.4L)
ENERGY RATING:	3 star (310kWh)	3 star (274kWh)	3 star (208kWh)
NOISE:	49dB	52dB	49dB
FLOOD PROTECTION:	✓	✓	✓
HALF LOAD OPTION:			
CHILD LOCK:	✓	✓	✓
TIMER DELAY:	✓	✓	✓
DIGITAL CONTROLS:			✓
ADJUSTABLE TOP BASKET:	✓	✓	✓
THIRD LAYER CUTLERY TRAY	✓		
DRY PLUS FUNCTION:			✓



FREESTANDING ECONOMY
PD6-PWE-3 / PD6-PSE-3

600mm
12 Place Settings



COMPACT DIGITAL LED
PD45-SLIM-W-1 / PD45-SLIM-SS-2

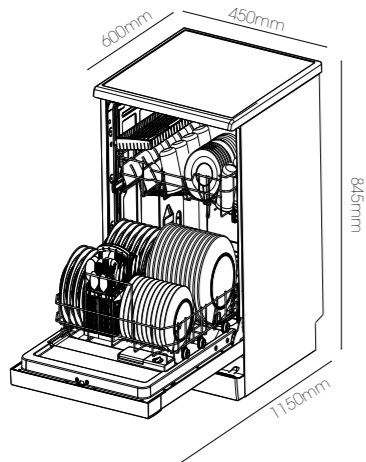
450mm
9 Place Settings



Dishwasher specs


COMPACT

Compact 450 Dishwasher
PD45-SLIM-W-1 / PD45-SLIM-SS-2



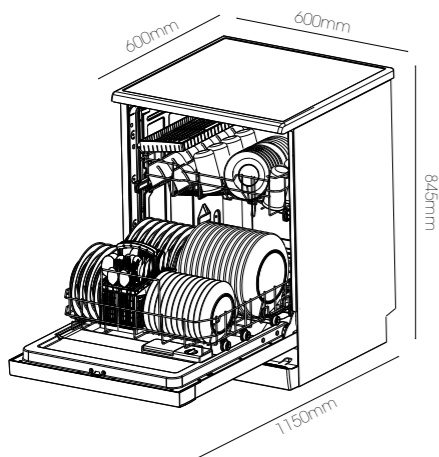
INTEGRATED

Integrated Dishwasher
PD6-PIT-2




DIGITAL & FREESTANDING

Economy 12 Function Dishwasher
PD6-PWE-3 / PD6-PSE-3



Digital 15 Function Dishwasher
PD6-PSL-2 / PD6-PBL



14 Function Dishwasher
PD6-PWDF-2 / PD6-PSDF-2


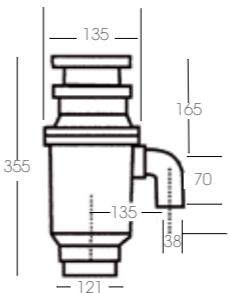


Image may vary slightly from actual product. Images are displayed for measurement purposes only.

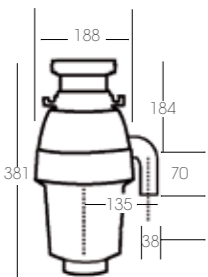
Waste disposal units

Reduced waste in landfills and recycling of waste is easy with the Parmco range of waste disposers and bins. Powerful, quiet and sturdy disposers will tackle food scrap items that others cannot.



**STANDARD
WASTE DISPOSAL
GD-2**

1/2 Horse Power



**MAGNO MID DUTY
WASTE DISPOSAL
GD-3**

1/2 Horse Power - mid duty



ACCESSORIES GD-AIRSWITCH

The GD-Airswitch is the safe way to operate your waste disposal, even with wet hands. Unlike an electrical switch, the air switch can be installed right next to your taps or around the wet area of your sink.



	GD-2	GD-3
TUNGSTEN CARBIDE HAMMERS:	✓	✓
ENERGY EFFICIENT MAGNET MOTOR:	✓	✓
ODOUR REDUCING ANTI-MICROBIAL BIOCIDES:	✓	✓
SIMPLE INSTALLATION:	✓	✓
SPEEDMASTER MOUNTING SYSTEM:	✓	✓
DISPOSES OF CORN COBS, COOKED FISH BONES, ONION SKINS:	✓	✓
BALANCED SOUND SHELL FOR QUIET OPERATION:	✓	✓
AIRSWITCH COMPATIBLE:	✓	✓

Cool

Small and compact

Less energy used, less running noise, less switch noise. Sleek and stylish. Our refrigeration range will make a stunning addition to your kitchen.

Refrigeration



UNDER BENCH
REFRIGERATOR
FR-88W-UBF

88L



TOP MOUNT
FRIDGE FREEZER
FR-206WTM-FF

206L



BOTTOM MOUNT
FRIDGE FREEZER
FR253SBMFF

253L



SINGLE DOOR
FRIDGE FREEZER
FR362STMFF

362L



	FR-88W-UBF	FR-206WTM-FF	FR253SBMFF	FR362STMFF
TOTAL CAPACITY:	88L	206L	253L	362L
FRIDGE CAPACITY:	61L	168L	100L	268L
FREEZER CAPACITY:	27L	38L	153L	94L
ENERGY RATING:	263kWh (2 star)	370 kWh (2 star)	334 kWh (3 star)	436 kWh (2.5 star)
TEMPERATURE CONTROL:	Mechanical	Mechanical	Electronic	Electronic
FRIDGE INTERNAL LIGHT:	✓	✓	✓	✓
REVERSIBLE DOOR:	✓	✓	✓	✓

Chest Freezers



CHEST FREEZER
CHF-145

145L



CHEST FREEZER
CHF-251

251L



CHEST FREEZER
CHF-380


380L




	CHF-145	CHF-251	CHF-380
TOTAL CAPACITY:	145L	251L	380L
COOOLING TECHNOLOGY:	Direct Cooling	Direct Cooling	Direct Cooling
NOISE:	42dB	42dB	42dB
DIMENSIONS:	700x550x850	950x616x850	1300x700x850
TEMPERATURE CONTROL:	Mechanical	Mechanical	Electronic
WATER DISPOSAL DEVICE:	✓	✓	✓
WIRE BASKET:	✓	✓	✓
ENERGY RATING:	2 star	2 star	2 star

Refrigeration Specs

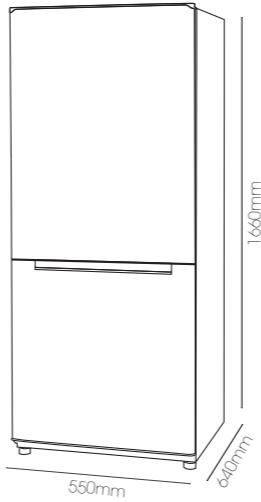
Underbench 88L Fridge Freezer
FR-88W-UBF



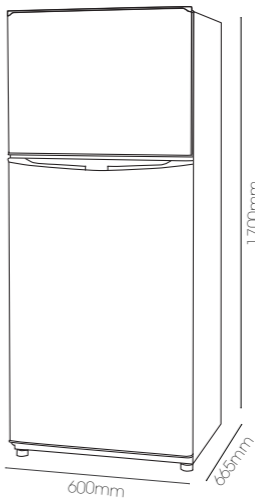
Top Mount 206L Fridge Freezer
FR-206WTM-FF




Bottom Mount 253L Fridge Freezer
FR253SBMFF




Single Door 362L Fridge Freezer
FR362STMFF



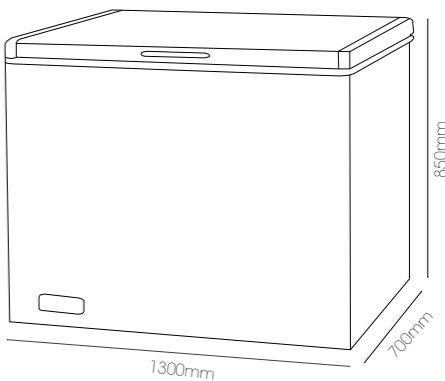
Chest Freezer 145L
CHF-145



Chest Freezer 251L
CHF-251



Chest Freezer 380L
CHF-380



Laundry

Neat and tidy

Excellent cleaning performance and the latest technology to provide you and your family with laundry solutions that are kind to the family, to your clothes and kind to the environment.



Washing Machines

TOP LOADERS



TOP LOAD
WASHING MACHING
WM55WT
5.5kG



TOP LOAD
WASHING MACHING
WM7WT
7kG



TOP LOAD
WASHING MACHING
WM10WT
10kG



	WM55WT	WM7WT	WM10WT
CAPACITY:	5.5KG	7KG	10KG
PROGRAMMES:	8	8	8
ENERGY RATING:	426kWh (2 stars)	489kWh (2 stars)	772kWh (2 stars)
WATER RATING	78L per wash (3 stars)	92L per wash (3 stars)	136L per wash (3 stars)
CHILD LOCK:	✓	✓	✓
DELAY START FUNCTION:	✓	✓	✓
AUTO BALANCE SYSTEM:	✓	✓	✓
DRUM CLEAN SYSTEM:	✓	✓	✓
AUTO POWER OFF:	✓	✓	✓
WATER BLOW PULSATOR:	✓	✓	✓

Washing Machines

FRONT LOADERS



FRONT LOAD
WASHING MACHING
WM6WF
6kG



FRONT LOAD
WASHING MACHING
WM75WF
7.5kG



FRONT LOAD
WASHING MACHING
WM10WF
10kG



	WM6WF	WM75WF	WM10WF
CAPACITY:	6KG	7.5KG	10KG
PROGRAMMES:	15	15	16
ENERGY RATING:	438kWh (2.5 stars)	556kWh (2.5 stars)	487kWh (3.5 stars)
WATER RATING	61L per wash (4 stars)	77L per wash (4 stars)	100L per wash (4 stars)
CHILD LOCK:	✓	✓	✓
DELAY START FUNCTION:	✓	✓	✓
MUTE WASHING:	✓	✓	✓
WATER CUBE TECHNOLOGY:			✓
ANTIWRINKLE TECHNOLOGY:			✓

Dryers



DRYER
CONDENSOR
DR7WCON
7kg



DRYER
HEAT PUMP
DR7WHP
7kg



DRYER
TUMBLE REVERSIBLE
PT-F7-R
7kg



DRYER / WASHER
WHITE
WD107WF
7KG CONDENSOR DRYER
10KG WASHER

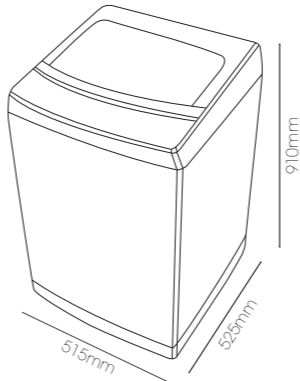


	DR7WCON	DR7WHP	PT-F7-R	WD107WF
CAPACITY:	7KG	7KG	7KG	10KG / 7KG
PROGRAMMES:	16	16	9	16
DRYER ENERGY RATING:	314kWh (2 stars)	160kWh (6 stars)	311kWh (2 stars)	487kWh (3.5 stars)
WASHER ENERGY RATING:				260kWh (3 stars)
WATER RATING:				100L per wash (4 stars)
REVERSIBLE DOOR:			✓	
FRONT VENTED:	N/A	N/A	✓	N/A
ANITCREASE FUNCTION:	✓	✓	✓	✓
DELAY START FUNCTION:	✓	✓	✓	✓
CHILD LOCK:	✓	✓	✓	✓
SPEED DRY FUNCTION:	✓	✓		✓
1HR WASH & DRY FUNCTION:	N/A	N/A	N/A	✓

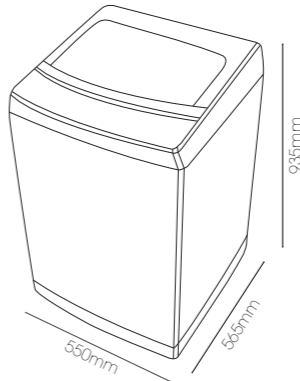
Laundry Specs

TOP LOADERS

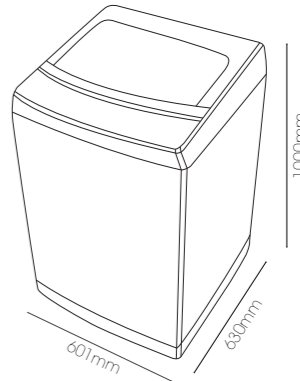
5.5KG Washing Machine
WM55WT



7KG Washing Machine
WM7WT




10KG Washing Machine
WM10WT




FRONT LOADERS


6KG Washing Machine
WM6WF



7.5KG Washing Machine
WM75WF




10KG Washing Machine
WM10WF




DRYERS

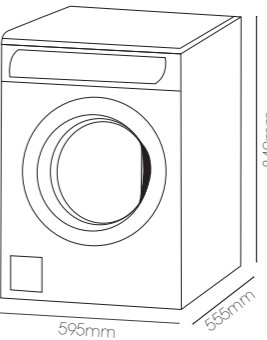
7KG Dryer
DR7WCON




7KG Dryer
DR7WHP



7KG Dryer
PT-F7-R



10KG Washer / 7KG Dryer
WD107WF



PARMCO

519 Mt Wellington Highway, Mt Wellington, Auckland
PO Box 51649, Pakuranga, Auckland 2140
p +64 9 573 5678 f +64 9 573 5699
email: sales@parmco.co.nz

www.parmco.co.nz