















OVENS

-  Light
-  Conventional Bake
-  Top Bake
-  Bottom Bake
-  Grill
-  Double Grill
-  Half Grill
-  Rotisserie Grill
-  Fan Grill
-  Fan Forced Double Grill
-  Double Grill with Fan
-  Fan Forced
-  Fan Forced Top Bake
-  Fan Forced Bottom
-  Fan Assisted Bake
-  Fan Assisted Bottom Bake
-  Fan Assist
-  Multi Cooking Mode
-  Defrost
-  Pyrolytic Function

DISHWASHERS

-  Intensive Wash
-  Heavy Wash
-  Normal Wash
-  Rapid
-  60 Minutes
-  90 Minutes
-  Rinse
-  Soak
-  Economy
-  Glass
-  Self Clean

CONTENTS

The Parmco story

Keeping up with Kiwis	4
Our promise to you	6
Leading edge technology and energy efficiency	8
Parmco at home in the Kiwi kitchen	10

Cook

Freestanding Stoves	16
Inbuilt Ovens	24
Cooktops	35

Vent

Canopies	42
Rangehoods	50
Downdraft	57

Clean

Dishwashers	60
Waste Disposal Units	64

Cool

Refrigeration	68
Chest Freezers	69

Laundry

Washing Machines	72
Dryers	75



# The Parmco story... keeping up with Kiwis

We've been cooking up a storm in Kiwi kitchens, ventilating the air and taking care of the dishes for over 30-years. From cooktops, rangehoods, to canopies and dishwashers, New Zealanders turn to Parmco for high quality appliances with the latest features, functions and cutting-edge designs.

Parmco's standards are of global proportions but we're proudly 100% New Zealand-owned and operated. Like our kitchen appliances, our people are committed to ensuring every customer gets the support they need. From our Auckland-based team to our nationwide network of service agents, we guarantee peace-of-mind with exceptional service and industry leading warranties on our products.

Whether entertaining friends or cooking for your family, trust Parmco to provide affordable cooking and ventilation solutions to suit your look, taste or trends.

The complete range of Parmco ovens, stoves and cooktops offer you greater control and flexibility, coupled with superb styling.

We'll help you maintain a cleaner, safer home environment. Parmco's ventilation options are efficient, quiet, stylish and there's a solution for every kitchen. From canopies, to rangehoods concealed power paks and in-bench units, you'll find your fit with Parmco.

Cleaning up is made easy with our range of dishwashers and waste disposal units delivering exceptional results, combined with the latest features and modern styling. Parmco has got Kiwis covered in the kitchen from start to finish.





We're proud to be a part of the Kiwi kitchen and stand behind the quality of our products.

Everyone can benefit from a little added protection, which is why we make sure our customers receive the help they need, if or when they need it.



At Parmco we like to go that step further for Kiwis, offering seven years' warranty on all Parmco brand appliances - at no extra cost. Now that's peace of mind.

Full details and the terms and conditions of our warranties can be seen at [www.parmco.co.nz](http://www.parmco.co.nz)

Industry Leading Warranty.  
Our promise to you...

At Parmco, being Kiwi is in our DNA....

We love our country and take the responsibility to look after this wonderful place we call home.

Here at Parmco we have been helping Kiwis create inspiring homes and entertaining kitchens for over 30 years. Being 100% Kiwi owned and operated, for over 30 years means we are locals just like you.



We employ kiwis and every dollar we make stays in our beautiful country supporting our next generation.

We hope you choose to do the same with us at Parmco.





## Leading edge technology and energy efficiency...

Alongside our stylish designs,  
Parmco products are built to the  
highest performance standards,  
from the best global manufacturers.

All Parmco ovens and freestanding stoves have a  
European A Level energy efficiency (Norm EN50304,  
Directive 2002/40EC), ensuring they use less energy to  
provide the same level of service. Making every cooking  
experience better all round for you and the environment.

Selected Parmco canopies and rangehoods have energy  
efficient LED lights, making them more reliable and lighter  
on energy use.

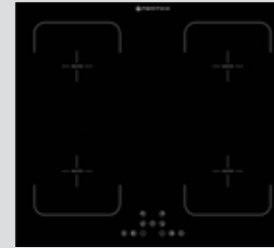
Parmco dishwashers are designed with cutting-edge  
performance, noise reduction and stringently tested to  
European standards. Selecting a half load cycle on a  
Parmco dishwasher can save you on both energy and  
water consumption. Clean and peaceful!








## Cooktops... induction, electric or gas?



### Induction

An induction cooktop works by using magnetic energy to heat the pot or pan, put simply – the pot is the element. Induction cooking provides very fast heat up, precise heat control and very efficient energy consumption.

The latest technology of zoneless induction cooking allows you to place pots of various sizes anywhere within the zones and the cooktop will automatically recognise the pot.



### Ceramic

Parmco ceramic cooktops are easy to use and clean.

Available in 300mm, 600mm, 750mm and 900mm these cooktops give you great control in selecting a cooking temperature suitable for all types of cooking.



### Gas

With a sleek stainless steel design combined with durable cast iron trivets, a gas cooktop is suitable even for the most passionate cooks.

With two, four and five powerful burners including wok burner, you have the convenience of selecting a slow simmer or a powerful setting for stir-fries and steaks.

Parmco kitchen appliances have been working with kiwis for over 30 years.

## Parmco at home in the Kiwi Kitchen

### Choosing the best products for your home and lifestyle

Whatever your design aspirations or space constraints, our extensive range of products have you covered in the kitchen. From cooktops, ovens, stoves and dishwashers to stylish rangehoods and ventilation systems, Parmco appliances combine the latest features and functions with the highest performance standards.

For appliances that are built to last and won't 'break the bank,' trust Parmco to bring style and affordability to your kitchen.

Your home is your haven and unique to you and your family. So, choosing kitchen appliances that best suit your needs and your budget is essential for ease of living.

There are a few key factors to consider when choosing appliances for your kitchen. Here are a few helpful tips to help you get your kitchen sorted!

Find your fit with Parmco.

## Ovens...pyrolytic, electric or capacity?



### Pyrolytic

By selecting the Pyrolytic function the oven door locks and temperatures reach up to 450 degrees! All the grease and fat burns to a crisp for you to simply wipe out the inside of the oven. Oven door may require additional cleaning.



### Electric

Parmco's built-in electric ovens have a full range of cooking functions and temperatures, giving you more control and flexibility.

What's more, all Parmco ovens have an A class energy efficiency!

Featuring triple glazed cool touch door technology, Parmco's oven doors produce low door temperatures making it safe even for the little fingers to touch.



### Capacity

Parmco offers you the option of different oven sizes and capacities to suit every cooking style.

With our 60cm built-in ovens providing a huge 45L/56L/76L or 105L usable capacity, you can fit a family size roast or any large dish.



## Ventilation... rear riser, canopy or rangehood?



### Rear Riser

Built to perform, the Parmco downdraft effectively captures and removes cooking odours from the cooking environment.

The downdraft is a clever solution to address ventilation space challenges, enabling maximum kitchen design versatility.

Plus, it's super quiet!



### Canopy

Sleek control panels coupled with superb illumination powered by halogen, incandescent or LED lights, and a selection of fan speeds and features make Parmco's canopies an effective way of ventilating your kitchen.

Creating your own kitchen style has never been easier.

Parmco also has a "remote motoring" option which can assist in further reducing noise!



### Rangehood

Rangehoods are an extra ventilation alternative suitable for built-in cabinets. Easily concealed by built-in cabinets and easy to clean, rangehoods are the most cost-effective ventilation option.





# Cook

Smarter, stylish solutions

Life is busy and time in demand.

With family and friends to take care of, it goes without saying you need the help of reliable kitchen appliances.

Kiwis turn to Parmco for efficient and stylish cooking solutions that provide greater control and flexibility. Our entire range of Parmco cooktops, ovens and free-standing stoves combine superb design, optimal energy efficiency and are backed with industry leading warranties.

Trust Parmco to cook in your kitchen.





# Freestanding stoves

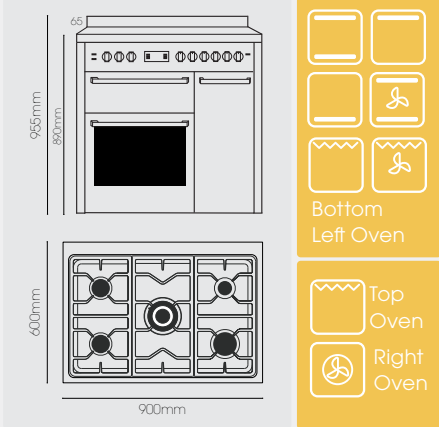
## Country Style Cookers

Our Country Style classic cookers are made in Europe and designed to provide a country style finish to your kiwi kitchen.



COMBINATION 900  
FREESTANDING STOVE  
CS 900G-BLK

30L/66L/66L  
900MM  
Electric



	CS 900G-BLK
FUNCTIONS:	***** *
COOK TOP:	Gas
CAN BE JETTED FOR LPG OR NATURAL GAS:	✓
ELECTRICAL OUTLET REQUIRED:	17 amp
UTILITY DRAWER:	
FLAME FAILURE SAFETY:	✓
DIGITAL TIMER:	✓
TWIN FANS FOR FAST HEAT UP:	
CATALYTIC SELF-CLEANING PANELS:	MAIN OVEN ONLY

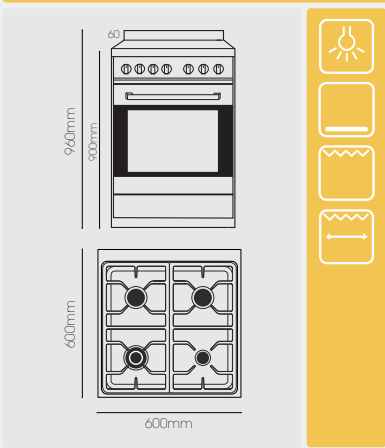
# Freestanding stoves

## Gas Cookers



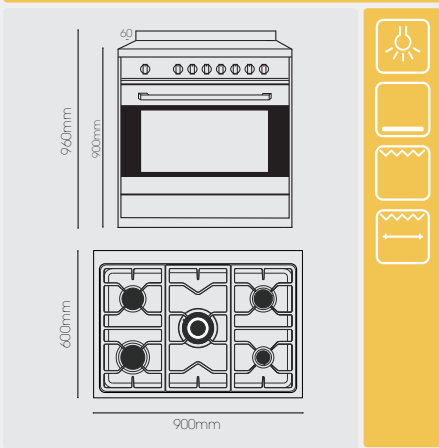
GAS 600  
FREESTANDING STOVE  
FS 600-GAS GAS

70L  
600MM  
Gas Oven



GAS 900  
FREESTANDING STOVE  
AR 900-GAS GAS-1

107L  
900MM  
Gas Oven



## Cool Touch Door Technology

Fully ventilated doors, triple glazed glass and advanced cooling combines to produce "cool touch door technology". Through this clever combination of design and functionality, the technology of Parmco's oven doors produces low door temperatures, making it safe for those little fingers.



	FS 600-GAS GAS	AR 900-GAS GAS-1
FUNCTIONS:	****	****
COOK TOP:	Gas burner	Gas burner
CAN BE JETTED FOR LPG OR NATURAL GAS:	✓	✓
ELECTRICAL OUTLET REQUIRED:	10 amp	10 amp
COOL TOUCH DOOR TECHNOLOGY:	✓	✓
UTILITY DRAWER:		✓
FLAME FAILURE SAFETY:	✓	✓
DIGITAL TIMER:		
TWIN FANS FOR FAST HEAT UP:		
CATALYTIC SELF-CLEANING PANELS:	✓	✓



Freestanding stoves

Ceramic



CERAMIC TOP 600  
FREESTANDING STOVE  
FS600SC

76L  
600MM  
Electric



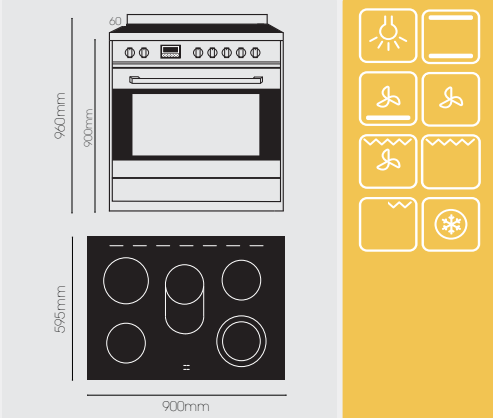
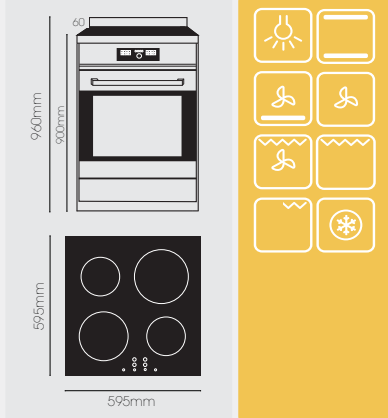
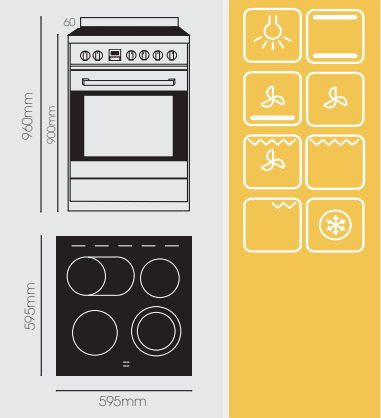
INDUCTION TOP 600  
FREESTANDING STOVE  
FS600SI

76L  
600MM  
Electric



CERAMIC TOP 900  
FREESTANDING STOVE  
FS900SC

123L  
900MM  
Electric



FUNCTIONS:

COOK TOP:

CAN BE JETTED FOR LPG OR NATURAL GAS:

ELECTRICAL OUTLET REQUIRED:

COOL TOUCH DOOR TECHNOLOGY:

UTILITY DRAWER:

FLAME FAILURE SAFETY:

DIGITAL TIMER:

TWIN FANS FOR FAST HEAT UP:

CATALYTIC SELF-CLEANING PANELS:

FS600SC

\*\*\*\*\* \*\*

Ceramic

32 amp

✓

✓

✓

✓

✓

✓

FS600SI

\*\*\*\*\* \*\*

Induction

32 amp

✓

✓

✓

✓

✓

✓

FS900SC

\*\*\*\*\* \*\*

Ceramic

50 amp

✓

✓

✓

✓

✓

✓









# Freestanding stoves

## Combination




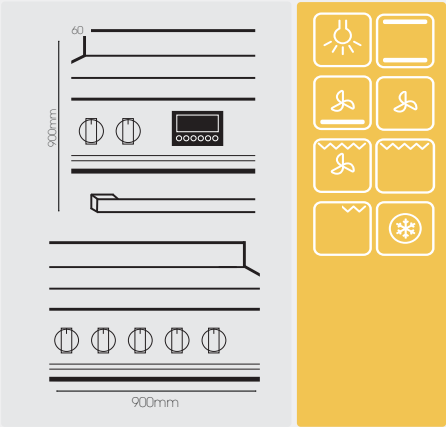
COMBINATION 600  
FREESTANDING STOVE  
FS600SG

76L  
600MM  
Electric



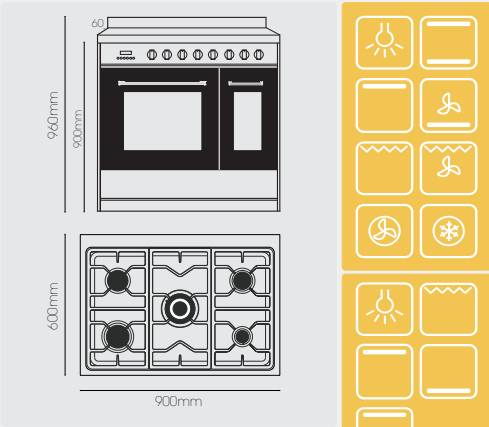
COMBINATION 900  
FREESTANDING STOVE  
FS900SG

123L  
900MM  
Electric



COMBINATION 900 FREESTANDING  
STOVE ONE AND A HALF OVEN  
FS9S-5-3

70L / 36L  
900MM  
Electric




	FS600SG	FS900SG	FS9S-5-3
	***** **	***** **	***** **/*****
FUNCTIONS			
COOK TOP:	Gas burner	Gas burner	Gas burner
CAN BE JETTED FOR LPG OR NATURAL GAS:	✓	✓	✓
ELECTRICAL OUTLET REQUIRED:	15 amp	15 amp	20 amp
COOL TOUCH DOOR TECHNOLOGY:	✓	✓	✓
UTILITY DRAWER:	✓	✓	✓
FLAME FAILURE SAFETY:	✓	✓	✓
DIGITAL TIMER:	✓	✓	✓
TWIN FANS FOR FAST HEAT UP:		✓	
CATALYTIC SELF-CLEANING PANELS:	✓	✓	MAIN OVEN ONLY



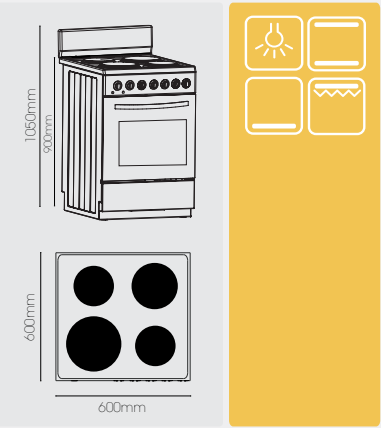
Freestanding stoves


540mm / 600mm Electric



ELECTRIC 600  
FREESTANDING STOVE  
FS60WP4

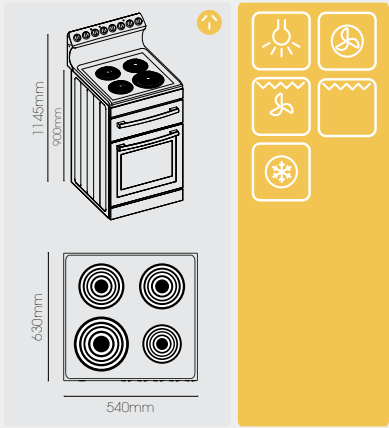
60L  
600MM  
Electric






ELECTRIC 540  
FREESTANDING STOVE  
FS54R

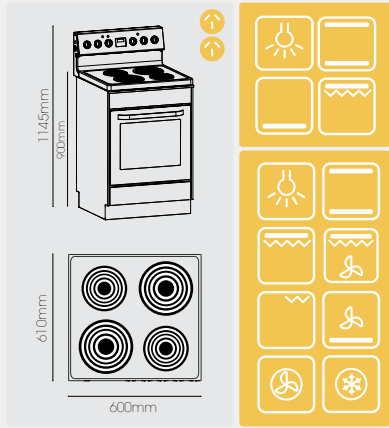
70L/20L Oven/Grill  
540MM  
Electric





ELECTRIC 600  
FREESTANDING STOVE  
FS60WR4 / FS60WR8

76L Oven  
600MM  
Electric



	FS60WP4 ****	FS54R *****	FS60WR4 / FS60WR8 **** / *****
FUNCTIONS:			
COOK TOP:	Electric (Solid Plate)	Electric (radiant coil elements)	Electric (radiant coil elements)
ELECTRICAL OUTLET REQUIRED:	40 amp	32 amp	40 amp
COOL TOUCH DOOR TECHNOLOGY:	✓	✓	✓
GRILL COMPARTMENT:		✓	
UTILITY DRAWER:	✓		✓
DIGITAL TIMER:			✓
INTEGRATED SIDE PLUG:		✓ (RHS only)	✓ (both sides)
ADJUSTABLE FEET:			✓

Freestanding stoves

540mm / 600mm Ceramic



CERAMIC 540  
FREESTANDING STOVE  
FS54CER

70L/20L Oven/Grill  
540MM  
Electric





CERAMIC 600  
FREESTANDING STOVE  
FS60WC8

76L Oven  
600MM  
Electric



	FS54CER *****	FS60WC8 *****
FUNCTIONS:		
COOK TOP:	Ceramic	Ceramic
ELECTRICAL OUTLET REQUIRED:	32 amp	40 amp
COOL TOUCH DOOR TECHNOLOGY:	✓	✓
GRILL COMPARTMENT:	✓	
UTILITY DRAWER:		✓
DIGITAL TIMER:		✓
INTEGRATED SIDE PLUG:	✓ (RHS only)	✓ (both Sides)
ADJUSTABLE FEET:		✓



# Inbuilt Ovens

## Gas

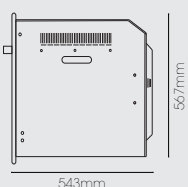
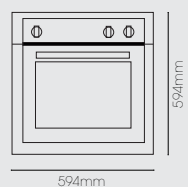
Parmco ovens offer precise cooking control with excellent multi-functions, including fan forced, grilling and even catalytic self clean panels on selected models. And more importantly, all Parmco ovens have an A class energy efficiency.

	OV-1-6S-GAS
FUNCTIONS:	*****
ELECTRICAL OUTLET REQUIRED:	15 amp
TIMER:	Mechanical
FAN FORCED COOKING:	
COOL TOUCH DOOR TECHNOLOGY:	✓
TELESCOPIC RAILS:	
EUROPEAN A-LEVEL ENERGY EFFICIENCY:	
CHILD LOCK:	
TOUCH CONTROLS:	
CATALYTIC SELF-CLEANING PANELS:	



GAS INBUILT OVEN  
OV-1-6S-GAS

56L  
600MM  
GAS (can be jetted for LPG/NG)



## What is European A-Level energy efficiency?

The European Energy Efficiency of the appliance is rated in terms of a set of energy efficiency classes from A to G, A being the most energy efficient, G the least efficient. This means that the appliance is using less energy to provide the same level of performance. All Parmco ovens have an A class energy efficiency. This is achieved by a new insulation system which ensures that the heat is kept in the oven. It also avoids overheating of the external surfaces, giving the ovens the extra benefit of having cool touch doors.





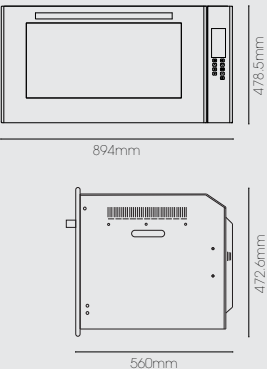
Inbuilt Ovens

Specialty



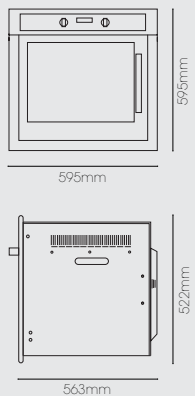
ELECTRIC TOUCH  
INBUILT OVEN  
PPOV-9S-48

105L  
900MM  
Electric



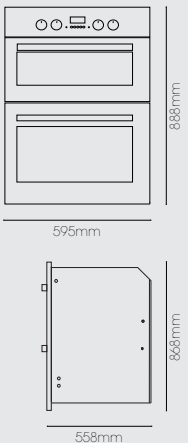
SIDE DOOR (Reversible door option)  
INBUILT OVEN  
PPOV-6S-SIDE-1

56L  
600MM  
Electric



ELECTRIC DOUBLE  
INBUILT OVEN  
PPOV-6S-DT-4

35L/59L  
600MM  
Electric



FUNCTIONS:

ELECTRICAL OUTLET REQUIRED:

TIMER:

FAN FORCED COOKING:

COOL TOUCH DOOR TECHNOLOGY:

TELESCOPIC RAILS

EUROPEAN A-LEVEL ENERGY EFFICIENCY:

CHILD LOCK:

TOUCH CONTROLS:

CATALYTIC SELF-CLEANING PANELS:

PPOV-9S-48

\*\*\*\*\*

15 amp

Digital touch

✓

✓

✓

✓

✓

✓

✓

PPOV-6S-SIDE-1

\*\*\*\*\*

15 amp

Digital touch

✓

✓

✓

✓

✓

✓

✓

PPOV-6S-DT-4

\*\*\*\*\* / \*\*\*\*

20 amp

Digital touch

✓

✓

✓

✓

MAIN OVEN ONLY





# Inbuilt Ovens

## Premium Electric

### What is a Pyrolytic oven?

This is the oven you have to have in your kitchen. The PPOV-6S-PYRO-2 in stainless steel trim is 600mm wide and comes with digital touch control, quadglaze cool touch door and child safety lock.

The PPOV-6S-PYRO-2 has twelve cooking functions including the pyrolytic cleaning mode. When the pyrolytic function is selected the oven door locks and temperatures reach up to 430 degrees! All the grease and fats burn to a crisp for you to simply wipe the inside of the oven.


### 76/80L Capacity Ovens

With Parmco’s new 60cm built-in ovens providing a huge 76L and 80L usable capacity, you can fit a family size roast or any other large dish. Bright lights combined with the large viewing window on the outer door, allow you to clearly see what’s going on in the oven. Finished in stunning black glass with stainless steel edges, this range creates a classic yet modern array of designs to match your kitchen. Plus, with the touch control panel and easy to read display, you have all functions under your control.



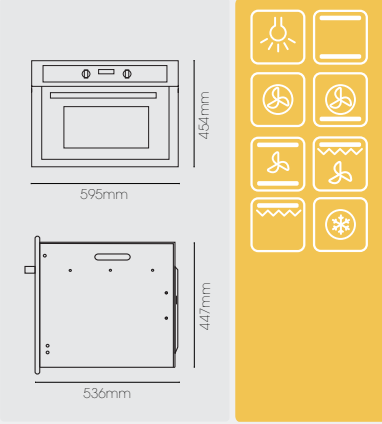
ELECTRIC PYROLYTIC  
INBUILT OVEN  
PPOV-6S-PYRO-2

76L  
600MM  
Electric



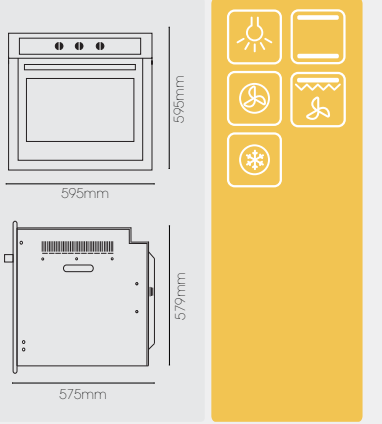
ELECTRIC 1 SERIES COMPACT  
BLACK INBUILT OVEN  
OV145B7

45L  
600MM  
Electric



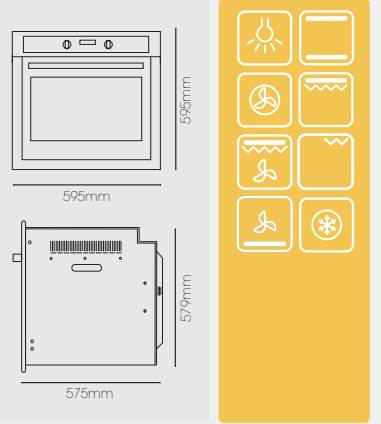
ELECTRIC 1 SERIES  
INBUILT OVEN  
OV16B5

80L  
600MM  
Electric



ELECTRIC 1 SERIES  
INBUILT OVEN  
OV16B10

80L  
600MM  
Electric



	PPOV-6S-PYRO-2
FUNCTIONS:	***** **
ELECTRICAL OUTLET REQUIRED:	15 amp
TIMER:	Digital touch
FAN FORCED COOKING:	✓
COOL TOUCH DOOR TECHNOLOGY:	✓
TELESCOPIC RAILS:	
EUROPEAN A-LEVEL ENERGY EFFICIENCY:	✓
CHILD LOCK:	✓
TOUCH CONTROLS:	✓
CATALYTIC SELF-CLEANING PANELS:	
PYROLYTIC FUNCTION:	✓

	OV145B7	OV16B5	OV16B10
FUNCTIONS:	***** **	*****	***** **
ELECTRICAL OUTLET REQUIRED:	15 amp	15 amp	15 amp
TIMER:	Digital	Mechanical	Digital
FAN FORCED COOKING:	✓	✓	✓
COOL TOUCH DOOR TECHNOLOGY:		✓	✓
TELESCOPIC RAILS:			
EUROPEAN A-LEVEL ENERGY EFFICIENCY:	✓	✓	✓
CHILD LOCK:			
TOUCH CONTROLS:			
CATALYTIC SELF-CLEANING PANELS:			
PYROLYTIC FUNCTION:			



Inbuilt Ovens

Electric - 5 Function



**ELECTRIC 5 SERIES PUSH  
BUTTON INBUILT OVEN  
OX7-2-6S-5-1**

76L  
600MM  
Electric





**ELECTRIC 5 SERIES  
INBUILT OVEN  
OX7-3-6S-5-1**

76L  
600MM  
Electric





**ELECTRIC 5 SERIES PUSH  
BUTTON INBUILT OVEN  
OX7-6-6S-5-1**

76L  
600MM  
Electric



	OX7-2-6S-5-1	OX7-3-6S-5-1	OX7-6-6S-5-1
FUNCTIONS:	*****	*****	*****
OVEN TYPE:	Electric	Electric	Electric
ELECTRICAL OUTLET REQUIRED:	15 amp	15 amp	15 amp
TIMER:	Mechanical	Mechanical	Mechanical
FAN FORCED COOKING:	✓	✓	✓
COOL TOUCH DOOR TECHNOLOGY:	✓	✓	✓
TELESCOPIC RAILS:			
EUROPEAN A-LEVEL ENERGY EFFICIENCY:	✓	✓	✓
CHILD LOCK:			
TOUCH CONTROLS:			
CATALYTIC SELF-CLEANING PANELS:			
PYROLYTIC FUNCTION:			

Inbuilt Ovens

Electric - 8 Function



**ELECTRIC 8 SERIES PUSH  
BUTTON INBUILT OVEN  
OX7-2-6S-8-1**

76L  
600MM  
Electric





**ELECTRIC 8 SERIES  
INBUILT OVEN  
OX7-3-6S-8-1**

76L  
600MM  
Electric





**ELECTRIC 8 SERIES PUSH  
BUTTON INBUILT OVEN  
OX7-6-6S-8-1**

76L  
600MM  
Electric



	OX7-2-6S-8-1	OX7-3-6S-8-1	OX7-6-6S-8-1
FUNCTIONS:	***** **	***** **	***** **
OVEN TYPE:	Electric	Electric	Electric
ELECTRICAL OUTLET REQUIRED:	15 amp	15 amp	15 amp
TIMER:	Digital touch	Digital touch	Digital touch
FAN FORCED COOKING:	✓	✓	✓
COOL TOUCH DOOR TECHNOLOGY:	✓	✓	✓
TELESCOPIC RAILS:			
EUROPEAN A-LEVEL ENERGY EFFICIENCY:	✓	✓	✓
CHILD LOCK:			
TOUCH CONTROLS:			
CATALYTIC SELF-CLEANING PANELS:	✓	✓	✓
PYROLYTIC FUNCTION:			



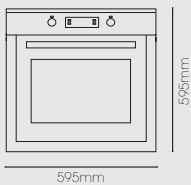
Inbuilt Ovens

Full Colour Glass



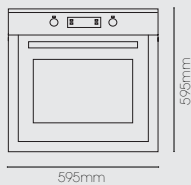
ELECTRIC 5 SERIES  
INBUILT OVEN  
OX7-4-6W-5-1

76L  
600MM  
Electric



ELECTRIC 8 SERIES  
INBUILT OVEN  
OX7-4-6B-8-1

76L  
600MM  
Electric



FUNCTIONS:

OVEN TYPE:

ELECTRICAL OUTLET REQUIRED:

TIMER:

FAN FORCED COOKING:

COOL TOUCH DOOR TECHNOLOGY:

TELESCOPIC RAILS:

EUROPEAN A-LEVEL ENERGY EFFICIENCY:

CHILD LOCK:

TOUCH CONTROLS:

CATALYTIC SELF-CLEANING PANELS:

PYROLYTIC FUNCTION:

OX7-4-6W-5-1

\*\*\*\*\*

Electric

15 amp

Mechanical

✓

✓

✓

✓

✓

✓

✓

✓

OX7-4-6B-8-1

\*\*\*\*\*

Electric

15 amp

Digital touch

✓

✓

✓

✓

✓

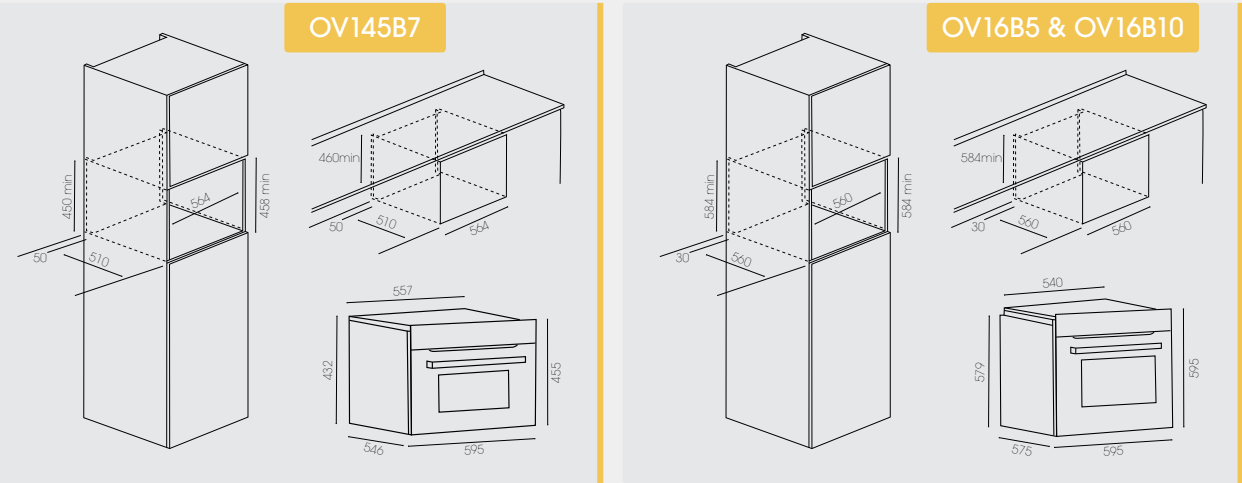
✓

✓

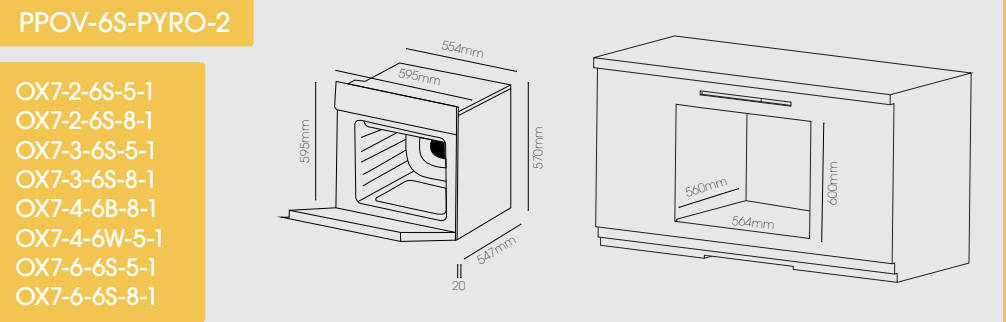
✓

Installation requirements

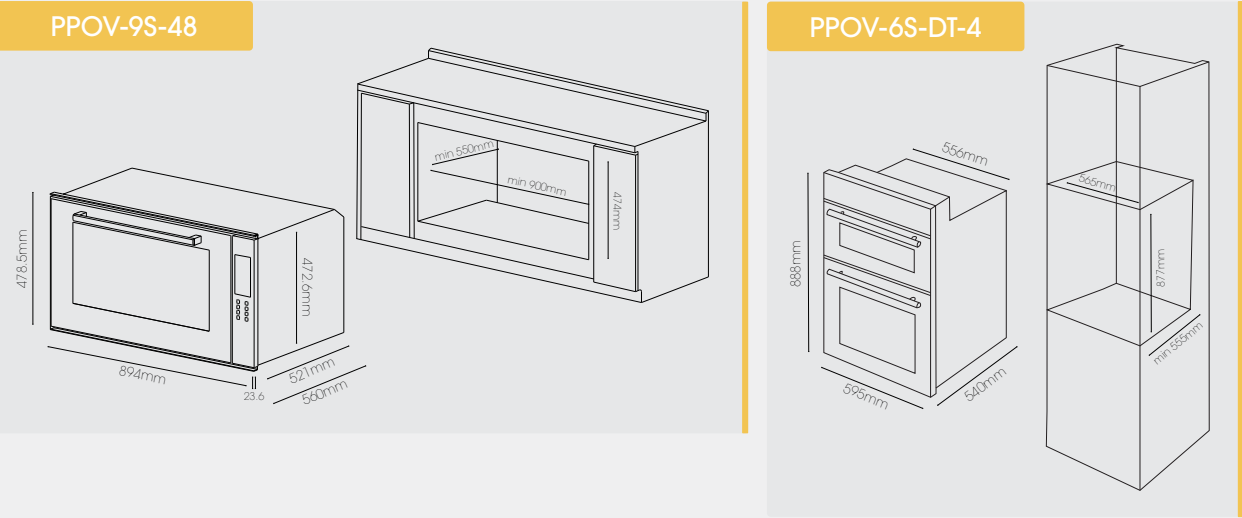
OV OVEN MODEL



PPOV & OX7 OVEN MODEL



PPOV OVEN MODEL








# Gas Cooktops

All gas cooktops are supplied jetted for natural gas. LPG conversion kits are supplied with all gas appliances.


## Cooktops

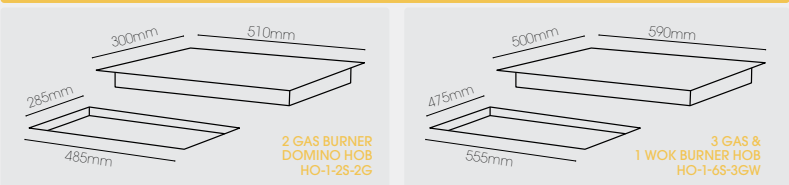
### Gas



**GAS COOKTOP**  
HO-1-2S-2G / HO-1-6S-3GW


300MM, 600MM  
Gas Hob

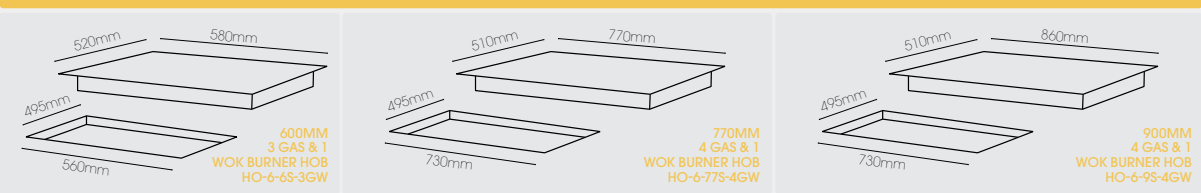




**GAS COOKTOP**  
HO-6-6S-3GW / HO-6-77S-4GW / HO-6-9S-4GW

600MM, 770MM, 900MM  
Gas Hob





	HO-1-2S-2G HO-1-6S-3GW	HO-6-6S-3GW HO-6-77S-4GW HO-6-9S-4GW
ELECTRICAL OUTLET REQUIRED:	10 amp	10 amp
EASY CLEAN SURFACE:	✓	✓
AUTOMATIC IGNITION:	✓	✓
FLAME FAILURE SAFETY:	✓	✓
CAN BE JETTED FOR LPG OR NATURAL GAS:	✓	✓
LOW PROFILE DESIGN:	✓	



Cooktops

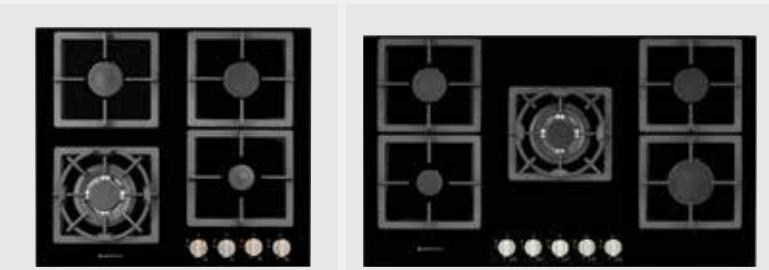
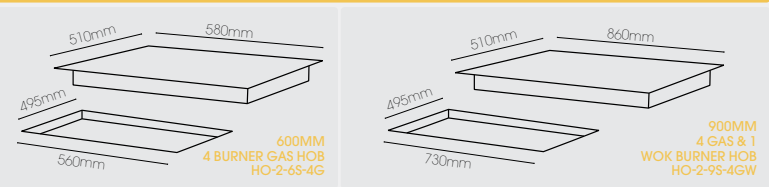
Gas



GAS LOW PROFILE COOKTOP  
HO-2-6S-4G / HO-2-9S-4GW

600MM, 900MM  
Gas Hob

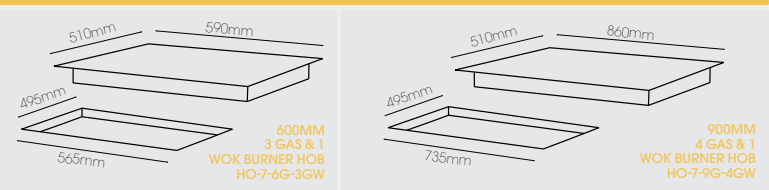
7 YEAR WARRANTY  
100% SATISFACTION GUARANTEE



GAS BLACK GLASS COOKTOP  
HO-7-6G-3GW / HO-7-9G-4GW

600MM, 900MM  
Gas Hob

7 YEAR WARRANTY  
100% SATISFACTION GUARANTEE



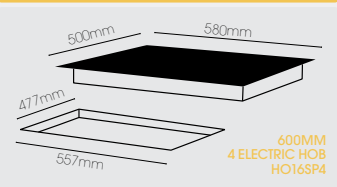
Electric



ELECTRIC COOKTOP  
HO16SP4


600MM  
Electric

7 YEAR WARRANTY  
100% SATISFACTION GUARANTEE



Cooktops

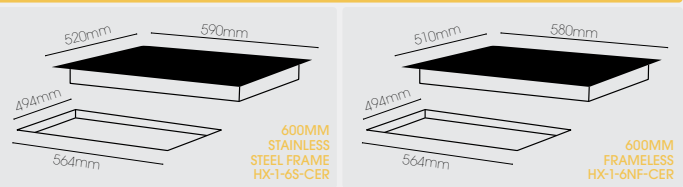
Ceramic



CERAMIC COOKTOP  
HX-1-6S-CER / HX-1-6NF-CER

600MM  
Ceramic Hob

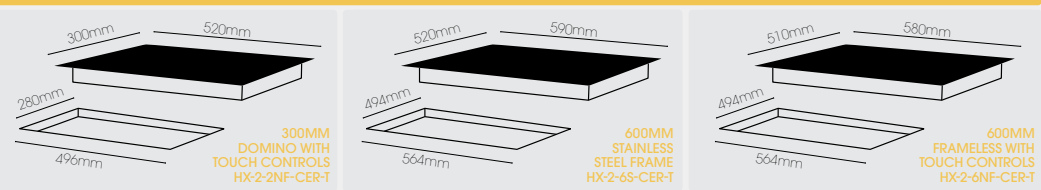
7 YEAR WARRANTY  
100% SATISFACTION GUARANTEE



CERAMIC TOUCH COOKTOP  
HX-2-2NF-CER-T / HX-2-6S-CER-T / HX-2-6NF-CER-T

300MM, 600MM  
Ceramic Hob

7 YEAR WARRANTY  
100% SATISFACTION GUARANTEE





	HO-2-6S-4G HO-2-9S-4GW*	HO-7-6G-3GW HO-7-9G-4GW	HO16SP4
ELECTRICAL OUTLET REQUIRED:	10 amp	10 amp	30 amp
EASY CLEAN SURFACE:	✓	✓	✓
AUTOMATIC IGNITION:	✓	✓	
FLAME FAILURE SAFETY:	✓	✓	
CAN BE JETTED FOR LPG OR NATURAL GAS:	✓	✓	
WOK ADAPTOR SUPPLIED*:	✓	✓	
LOW PROFILE DESIGN:	✓	✓	

	HX-1-6S-CER HX-1-6NF-CER	HX-2-2NF-CER-T HX-2-6NF-CER-T / HX-2-6S-CER-T HX-2-75NF-CER-T / HX-2-9NF-CER-T
POWER SETTINGS:	***** *	***** *
CONTROL TYPE:	Knob	Touch
ELECTRICAL OUTLET REQUIRED:	25 amp	15 amp / 25 amp / 32 amp / 32 amp
HEAT INDICATORS:	✓	✓
EXCESSIVE HEAT PROTECTION:	✓	✓
EASY CLEAN SURFACE:	✓	✓
CHILD LOCK:		✓
TIMER FUNCTION:		✓
BOOST FUNCTION:		

# Cooktops

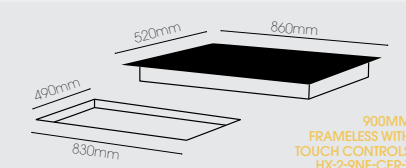
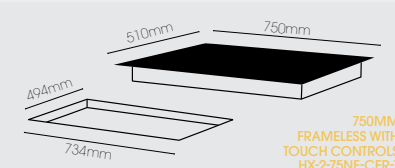
## Ceramic 900



CERAMIC TOUCH COOKTOP  
HX-2-75NF-CER-T / HX-2-9NF-CER-T

750MM, 900MM  
Ceramic Hob

7 YEAR WARRANTY



## Induction






INDUCTION COOKTOP  
HX-2-2NF-INDUCT

300MM  
Induction

7 YEAR WARRANTY



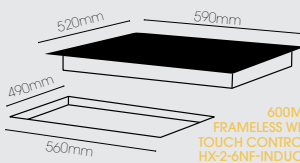
## Induction



INDUCTION COOKTOP  
HX-2-6NF-INDUCT

600MM  
Induction

7 YEAR WARRANTY

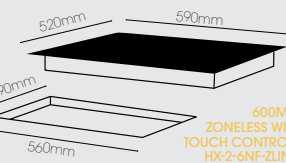


600MM FRAMELESS WITH TOUCH CONTROLS HX-2-6NF-INDUCT\*

INDUCTION ZONELESS  
HX-2-6NF-ZLIND

600MM  
Zoneless Induction

7 YEAR WARRANTY

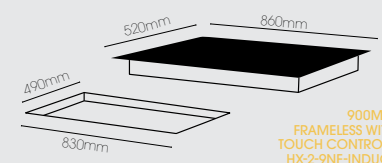


600MM ZONELESS WITH TOUCH CONTROLS HX-2-6NF-ZLIND

INDUCTION 5 ZONE COOKTOP  
HX-2-9NF-INDUCT

900MM  
Induction



7 YEAR WARRANTY



900MM FRAMELESS WITH TOUCH CONTROLS HX-2-9NF-INDUCT

# Oven and Cooktop Packs

## Parmco Packs



PARMCO PACK 1-1

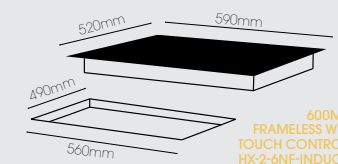
ELECTRIC 8 SERIES  
INBUILT OVEN  
OX7-3-6S-8-1

76L  
600MM  
Electric


INDUCTION  
COOKTOP  
HX-2-6NF-INDUCT

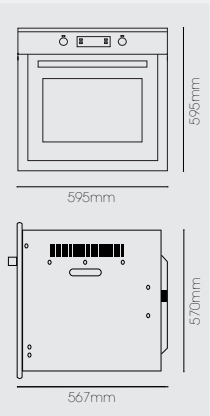
600MM  
Induction



7 YEAR WARRANTY



600MM FRAMELESS WITH TOUCH CONTROLS HX-2-6NF-INDUCT\*







PARMCO PACK 3-1

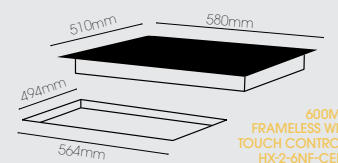
ELECTRIC 5 SERIES  
INBUILT OVEN  
OX7-3-6S-5-1

76L  
600MM  
Electric


CERAMIC TOUCH  
COOKTOP  
HX-2-6NF-CER-T

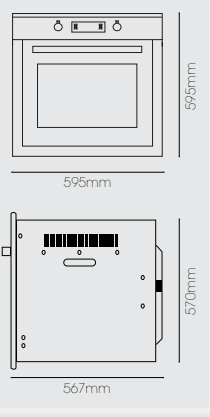
600MM  
Ceramic

7 YEAR WARRANTY



600MM FRAMELESS WITH TOUCH CONTROLS HX-2-6NF-CER-T





## Induction Cooktops

Induction cooking works by using magnetic energy to heat the pot or pan. Put simply, the pot becomes the element. Induction cooking provides instant heat, precise heat control and very efficient energy consumption.

The latest technology of zoneless induction cooking allows you to place pots of various sizes anywhere within the zones and the cooktop will automatically recognise the pot.

	HX-2-2NF-INDUCT	HX-2-6NF-INDUCT* HX-2-6NF-ZLIND	HX-2-9NF-INDUCT
POWER SETTINGS:	*****	*****	*****
CONTROL TYPE:	Touch	Touch	Touch
ELECTRICAL OUTLET REQUIRED:	15 amp	25 amp	32 amp
HEAT INDICATORS:	✓	✓	✓
EXCESSIVE HEAT PROTECTION:	✓	✓	✓
EASY CLEAN SURFACE:	✓	✓	✓
CHILD LOCK:	✓	✓	✓
TIMER FUNCTION:	✓	✓	✓
BOOST FUNCTION*:		✓	





# Vent

## A cleaner, safer home environment

Creating the healthiest kitchen setting for Kiwis is our focus. Parmco's high performance, quiet and stylish ventilation options allow you to entertain family and friends in a cleaner atmosphere. From canopies, to rangehoods, to concealed power paks and riser units, trust Parmco to deliver healthier solutions for your kitchen.



# Canopies

## Glass

**GLASS CURVED CANOPY**  
**T4-11GLA-6L**

1000M3/hour  
600MM

**7 YEAR WARRANTY**  
100% SATISFACTION GUARANTEE

**GLASS CURVED CANOPY**  
**T4-11GLA-9L**

1000M3/hour  
900MM

**7 YEAR WARRANTY**  
100% SATISFACTION GUARANTEE

# Canopies

## Box

**SLIMLINE DIGIMAX BOX CANOPY**  
**RLCD-6G-1000L**

1000M3/hour  
600MM

**7 YEAR WARRANTY**  
100% SATISFACTION GUARANTEE

**BAFFLE FILTER AVAILABLE ON THIS MODEL**

**SLIMLINE DIGIMAX BOX CANOPY**  
**RLCD-9G-1000L**

1000M3/hour  
900MM

**7 YEAR WARRANTY**  
100% SATISFACTION GUARANTEE

**BAFFLE FILTER AVAILABLE ON THIS MODEL**

	T4-11GLA-6L	T4-11GLA-9L
	***	***
SPEED SETTINGS:		
NOISE:	63dB	63dB
CANOPY STYLE:	Curved glass	Curved glass
REMOTE MOTOR COMPATIBLE:	✓	✓
REMOVABLE GREASE FILTERS:	✓	✓
LED LIGHTS:	✓	✓
CAN BE RECIRCULATED:	✓	✓
EXTENDABLE CHIMNEY:	✓	✓
150MM DUCTING:	✓	✓
DIGITAL DISPLAY:		
TOUCH CONTROLS:		
TIMER:		

	RLCD-6G-1000L	RLCD-9G-1000L
	***	***
SPEED SETTINGS:		
NOISE:	63dB	63dB
CANOPY STYLE:	LCD Low profile box	LCD Low profile box
REMOTE MOTOR COMPATIBLE:		
REMOVABLE GREASE FILTERS:	✓	✓
LED LIGHTS:	✓	✓
CAN BE RECIRCULATED:	✓	✓
EXTENDABLE CHIMNEY:		
150MM DUCTING:	✓	✓
DIGITAL DISPLAY:	✓	✓
TOUCH CONTROLS:	✓	✓
TIMER:	✓	✓



Canopies

Box



BAFFLE FILTER AVAILABLE ON THIS MODEL

**LOW PROFILE BOX CANOPY**  
**T4-12LOW-6L**

1000M3/hour  
600MM



600MM  
STAINLESS STEEL  
SLIMLINE BOX CANOPY  
T4-12LOW-6L

7 YEAR WARRANTY



BAFFLE FILTER AVAILABLE ON THIS MODEL

**LOW PROFILE BOX CANOPY**  
**T4-12LOW-9L**

1000M3/hour  
900MM



900MM  
STAINLESS STEEL  
SLIMLINE BOX CANOPY  
T4-12LOW-9L

7 YEAR WARRANTY



BAFFLE FILTER AVAILABLE ON THIS MODEL

**ISLAND CANOPY**  
**T4-12LOW-9IS-1**

1000M3/hour  
900MM




900MM  
STAINLESS STEEL  
ISLAND CANOPY  
T4-12LOW-9IS-1

7 YEAR WARRANTY



	T4-12LOW-6L	T4-12LOW-9L	T4-12LOW-9IS-1
SPEED SETTINGS:	***	***	***
NOISE:	63dB	63dB	62dB
CANOPY STYLE:	Low profile box	Low profile box	Island mounted Low profile box
REMOTE MOTOR COMPATIBLE:	✓	✓	
REMOVABLE GREASE FILTERS:	✓	✓	✓
LED LIGHTS:	✓	✓	✓
CAN BE RECIRCULATED:	✓	✓	
EXTENDABLE CHIMNEY:	✓	✓	✓
150MM DUCTING:	✓	✓	✓
DIGITAL DISPLAY:			
TOUCH CONTROLS:			
TIMER:			

	T4-12LOW-9IS-1
SPEED SETTINGS:	***
NOISE:	63dB
CANOPY STYLE:	Island mounted Low profile box
REMOTE MOTOR COMPATIBLE:	
REMOVABLE GREASE FILTERS:	✓
LED LIGHTS:	✓
CAN BE RECIRCULATED:	
EXTENDABLE CHIMNEY:	✓
150MM DUCTING:	✓
DIGITAL DISPLAY:	
TOUCH CONTROLS:	
TIMER:	

BAFFLE FILTERS	
 	
CODE	MODEL AVAILABILITY
YA201011100006	RCAN-6S T4-12LOW-6L RLCD-6G
YA201011100009	RCAN-9S T4-12LOW-9L RLCD-9G
YA201011100014	T4-12LOW-9IS-1

UPGRADE TO OUR  
NEW BAFFLE FILTERS

Parmco's stainless steel Baffle Filters are engineered with precision to deliver a high-velocity airflow, thereby furnishing an effective anti-dipping mechanism when confronted with high-heat culinary endeavors. These meticulously designed filters feature strategically positioned openings that adeptly capture grease, while also facilitating effortless maintenance and cleaning.

Furthermore, the filters' sophisticated aesthetics enhance your kitchen's ambiance by imbuing it with a distinct commercial allure. Elevate your culinary space with Parmco's stainless steel Baffle Filters, where form seamlessly complements function.

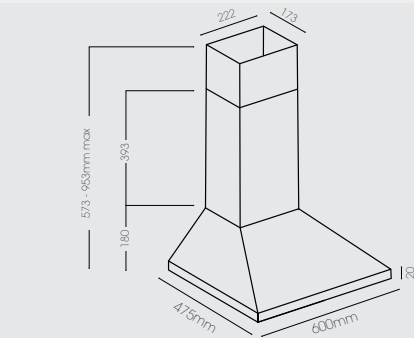
Canopies

Pyramid




STYLELINE 550 CANOPY  
RC6W500

500M3/hour  
600MM

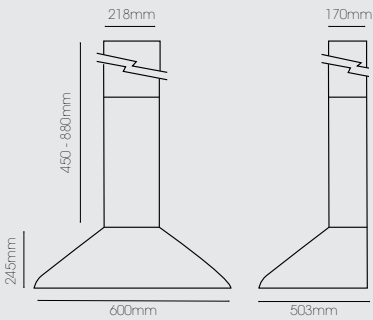


500MM  
WHITE  
PYRAMID CANOPY  
RC6W500

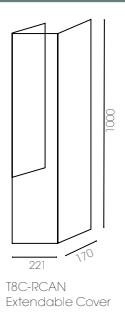


STYLELINE 500 CANOPY  
RCAN-6S-500L / RCAN-6W-500L


500M3/hour  
600MM



600MM  
STAINLESS STEEL / WHITE  
PYRAMID CANOPY  
RCAN-6S-500L / RCAN-6W-500L

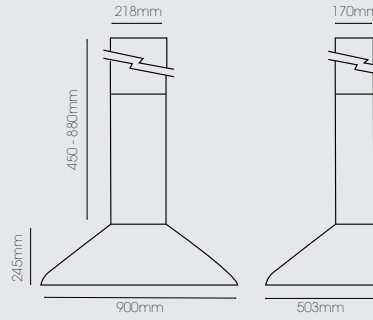


T8C-RCAN  
Extendable Cover

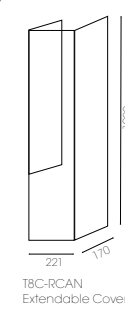


STYLELINE 500 CANOPY  
RCAN-9S-500L

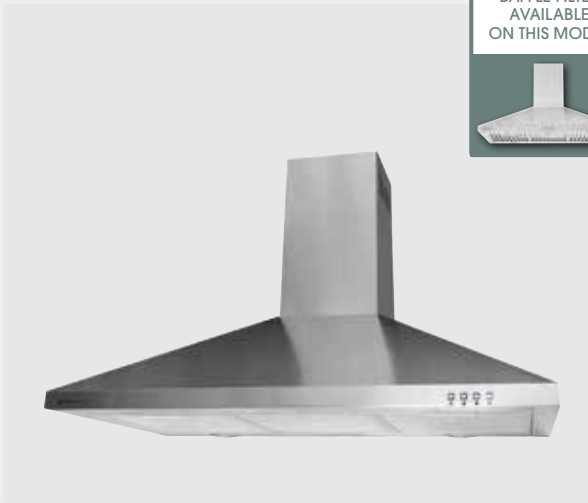
500M3/hour  
900MM



900MM  
STAINLESS STEEL  
PYRAMID CANOPY  
RCAN-9S-500L

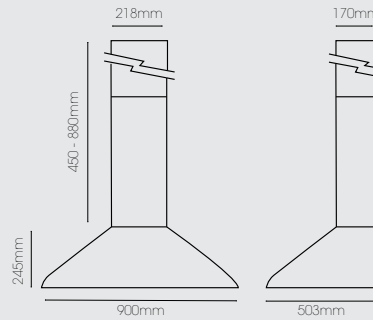


T8C-RCAN  
Extendable Cover

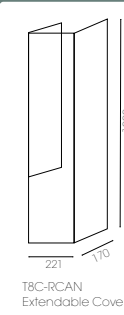


LIFESTYLE 1000 CANOPY  
RCAN-9S-1000L

1000M3/hour  
900MM



900MM  
STAINLESS STEEL  
PYRAMID CANOPY  
RCAN-9S-1000L




T8C-RCAN  
Extendable Cover

	RC6W500	RCAN-6S / W-500L
SPEED SETTINGS:	***	***
NOISE:	58dB	48dB
CANOPY STYLE:	Pyramid	Pyramid
REMOTE MOTOR COMPATIBLE:		✓
REMOVABLE GREASE FILTERS:	✓	✓
LED LIGHTS:	✓	✓
CAN BE RECIRCULATED:	✓	✓
EXTENDABLE CHIMNEY:	✓	✓ (stainless steel only)
150MM DUCTING:	✓	✓
DIGITAL DISPLAY		
TOUCH CONTROLS:		
TIMER:		

	RCAN-9S-500L	RCAN-9S-1000L
SPEED SETTINGS:	***	***
NOISE:	67dB	63dB
CANOPY STYLE:	Pyramid	Pyramid
REMOTE MOTOR COMPATIBLE:		✓
REMOVABLE GREASE FILTERS:	✓	✓
LED LIGHTS:	✓	✓
CAN BE RECIRCULATED:	✓	✓
EXTENDABLE CHIMNEY:	✓	✓
150MM DUCTING:	✓	✓
DIGITAL DISPLAY		
TOUCH CONTROLS:		
TIMER:		



## Pyramid



7 Year Warranty



7 Year Warranty

Technical drawing of a rectangular prism (box) with dimensions 221, 170, and 1000.

245mm

218mm

450-880mm

600mm (URCAN-6B)  
900mm (URCAN-9B)

170mm

503mm

600MM / 900MM  
BLACK  
PYRAMID CANOPY  
URCAN-6B / 9B-1000L

# Halogen or LED Lights?



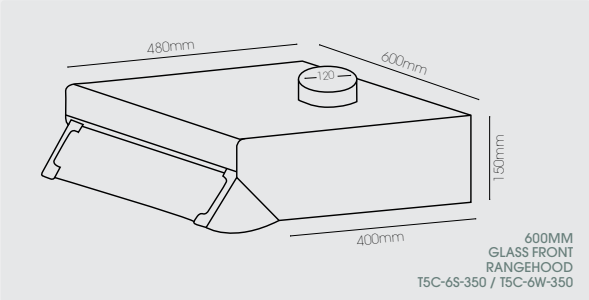
# Rangehoods

## Inbuilt



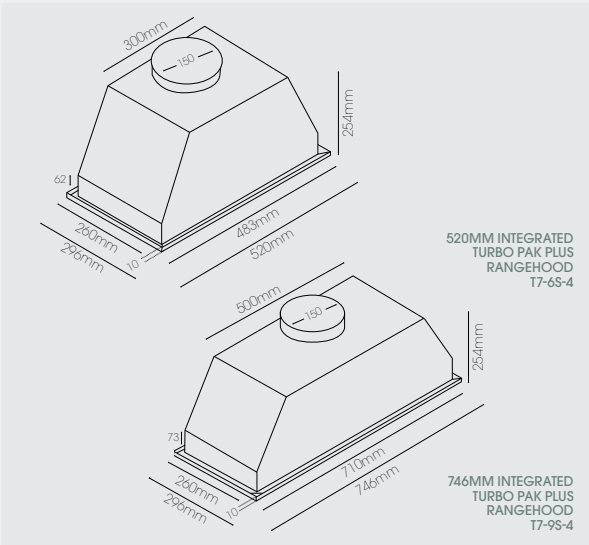
GLASS FRONT CAPRICE  
RANGEHOOD  
T5C-6S-350 / T5C-6W-350

350M3/hour  
600MM



INTEGRATED TURBO PAK PLUS  
RANGEHOOD  
T7-6S-4 / T7-9S-4

1000M3/hour  
520MM / 746MM



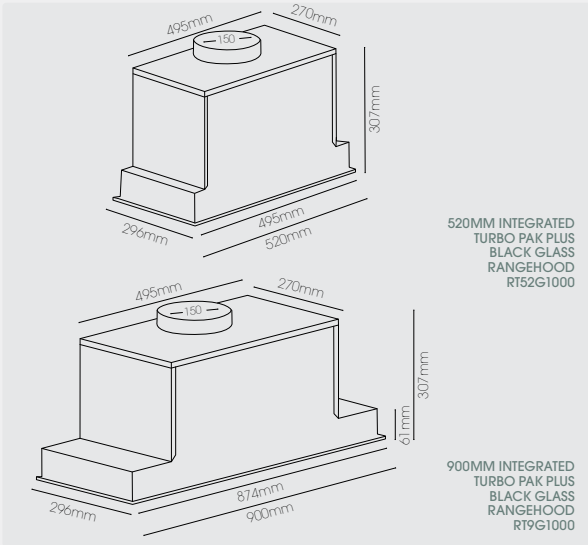
# Rangehoods

## Inbuilt - Black Glass



INTEGRATED TURBO PAK PLUS  
BLACK GLASS RANGEHOOD  
RT52G1000 / RT9G1000

1000M3/hour  
520MM / 900MM



## New Inbuilt Glass Turbo Paks

Elevate your kitchen to a realm of refined sophistication with Parmco's inbuilt glass Turbo Paks. These exquisite additions not only bestow an aura of timeless elegance upon your culinary space but also introduce unparalleled ease into the realm of kitchen maintenance. Crafted with meticulous attention to detail, the filter cover boasts an ingenious anti-dripping feature, ensuring your cooktop remains pristine and free from unwanted drips at all times.

Discover the epitome of kitchen luxury with Parmco's inbuilt glass Turbo Paks, where beauty meets practicality in harmonious design.

	T5C-6S-350 / T5C-6W-350	T7-6S-4 / T7-9S-4
SPEED SETTINGS:	***	***
NOISE:	68dB	63dB
RANGEHOOD STYLE:		Integrated
DUCTING:	120mm	150mm
CAN BE RECIRCULATED:	✓	✓
REMOTE MOTOR COMPATIBLE:		✓
FULL WIDTH REMOVABLE GREASE FILTERS:	✓	✓
LIGHTS:	Incandescent	LED
VENTED:	Top or rear	Top

	RT52G1000	RT9G1000
SPEED SETTINGS:	****	****
NOISE:	63dB	63dB
RANGEHOOD STYLE:	Integrated	Integrated
DUCTING:	150mm	150mm
CAN BE RECIRCULATED:	✓	✓
REMOTE MOTOR COMPATIBLE:		
FULL WIDTH REMOVABLE GREASE FILTERS:		
LIGHTS:	LED	LED
VENTED:	Top	Top





What are  
Aluminium Filters?

The aluminium filters  
effectively catch grease  
and are designed to  
be easily removed and  
easily cleaned.

All Fully Removable  
Aluminium Filters.

# Rangehoods

## Tilt Front

**TILTA FRONT  
RANGEHOOD  
T1-6-3L**

450M3/hour  
600MM

600MM  
TILTA FRONT  
RANGEHOOD  
T1-6-3L

	T1-6-3L
SPEED SETTINGS:	***
NOISE:	58dB
RANGEHOOD STYLE:	Tilt front
	150mm
CAN BE RECIRCULATED:	✓
REMOTE MOTOR COMPATIBLE:	
FULL WIDTH REMOVABLE GREASE FILTERS:	✓
LED LIGHTS:	LED

# Rangehoods

## Telescopic

**TELESCOPIC MILANO  
RANGEHOOD  
T2-6HAL**

700M3/hour  
600MM

600MM  
TELESCOPIC  
RANGEHOOD  
T2-6HAL

	T2-6HAL
SPEED SETTINGS:	***
NOISE:	60dB
RANGEHOOD STYLE:	Pull out under
	150mm
CAN BE RECIRCULATED:	✓
REMOTE MOTOR COMPATIBLE:	
FULL WIDTH REMOVABLE GREASE FILTERS:	✓
LED LIGHTS:	✓

**TELESCOPIC MILANO  
RANGEHOOD  
T2-6-1L / T2-9-1L**

440M3/hour  
600MM / 900MM

600MM  
TELESCOPIC  
RANGEHOOD  
T2-6-1L

900MM  
TELESCOPIC  
RANGEHOOD  
T2-9-1L

	T2-6-1L / T2-9-1L
SPEED SETTINGS:	***
NOISE:	60dB
RANGEHOOD STYLE:	Pull out under
	125mm
CAN BE RECIRCULATED:	✓
REMOTE MOTOR COMPATIBLE:	
FULL WIDTH REMOVABLE GREASE FILTERS:	✓
LED LIGHTS:	✓



# Ducting

## Inbuilt

### PARMCO DUCTING PACKS

EXPOSED REAR VENT KIT

EXPOSED REAR VENT KIT  
DPAKW150-1

	DPAKW150-1
AVAILABLE SIZES:	150mm
COMPONENTS:	Semi rigid 1m aluminium
	Outlet with vanes

Parmco Ducting Packs provide you with the convenience of being able to buy your ducting requirements out of the one standardised pack, taking the stress out of the ducting process.

### CANOPY & RANGEHOOD OPTIONS

RECIRCULATING OPTIONS:

TPC

T7-6TWIN, T5-6

TPC-AT 110 (LED models)

T2-6HAL, T2-6-1L, T2-9-1L, RBOX, RCAN, T4-11GLA-6L, T4-11GLA-9L, T4-12LOW-6L, T4-12LOW-9L, T7-6S-4, T7-9S-4, RLCD, RLOW

TPC-AT 152

R6-501-1, DD-700IB-IND

TPC-AT 160 (Halogen models)

RBOX, RCAN, T4-12LOW, T4-11GLA, T4-11GLA-6, T2-6HA, RTEL, RLOW, RLCD, T7-6S-3, T7-9S-3

TPC-CB

T5C-6S-350, T5C-6W-350

TPC-CB02

T1-6-3L

TPC-XB

RC6W550





## Rear-riser glass top

The rear-riser downdraft is a clever solution to address ventilation space challenges, enabling kitchen design versatility.

With this stylish line of rear-riser downdrafts, featuring black glass panel and touch control, you can enjoy the benefits of the perfect kitchen: no more clutter or obstructed kitchen views.

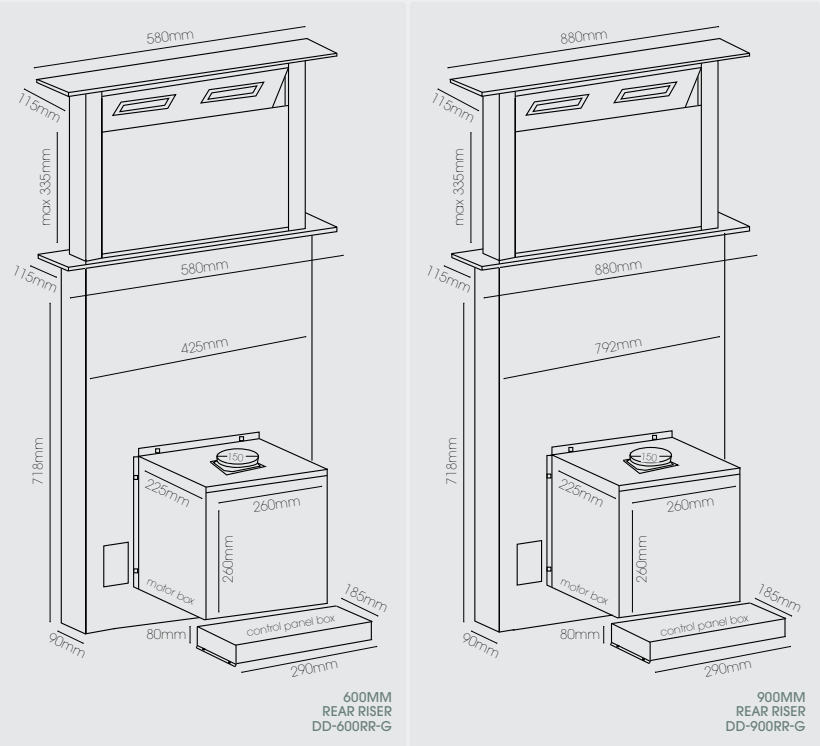
For example you can design your kitchen so that the cooktop is positioned in front of a window or even on an island bench. The rear-riser glides gently into position to quickly remove all odours and steam.

## Downdrafts



### 600MM / 900MM DOWN DRAFT REAR RISER UNIT DD-600RR-G / DD-900RR-G

1000M3/hour  
600MM / 900MM



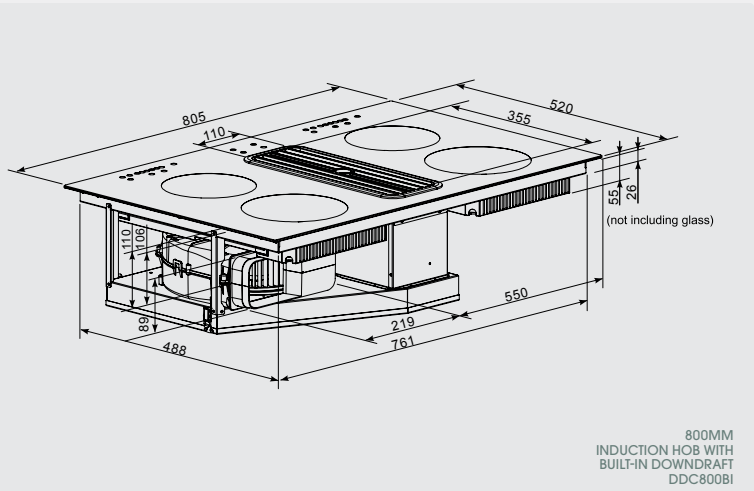
Please refer to the installation manual for cutout guides.

Note: This unit is supplied with a remote motor kit which allows the fan motor to be placed up to 4.5 metres away from the downdraft. Ducting not supplied with unit.



### 800MM INDUCTION HOB WITH BUILT-IN DOWNDRAFT DDC800BI

600M3/hour  
800MM



Please refer to the installation manual for cutout guides.

	DD-600RR-G / DD-900RR-G	DDC800BI
SIZE:	600mm / 900mm	800mm
TYPE OF DOWNDRAFT:	Rear-riser downdraft	Built-in downdraft
NOISE:		72db
SPEED SETTINGS:	****	***
REMOVABLE ALUMINIUM FILTER:	✓	✓
TIMER:		✓
TOUCH CONTROL:	✓	✓
CHILD LOCK:		✓
CARBON FILTER AVAILABLE:		
DURABLE STAINLESS STEEL:	✓	
AVAILABLE WITHOUT COOKTOP INTEGRATION:	✓	
REMOTE MOTOR KIT SUPPLIED:	✓	
INTEGRATED LED LIGHTS:	✓	

# Clean Quiet Solutions

Effortless, quiet and oh so efficient, Parmco's range of dishwashers deliver results with minimal fuss. With a range of models to suit every kitchen, affording a stylish and reliable cleaning solution has never been simpler.

Count on us to take care of the environment and deliver cleaner results, every time. Life's too short to do dishes.



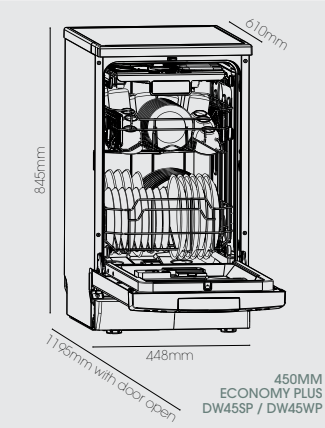


Dishwashers



450MM  
ECONOMY PLUS  
DW45SP / DW45WP

10 Place Settings  
450MM

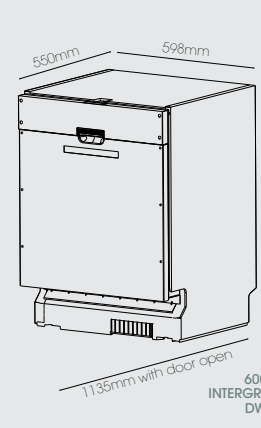


450MM  
ECONOMY PLUS  
DW45SP / DW45WP



600MM  
INTEGRATED  
DW6INT

14 Place Settings  
600MM



600MM  
INTEGRATED  
DW6INT

NB: Control panel shown is inside on top of door.

	DW45SP / DW45WP	DW6INT
PROGRAMMES:	***** **	***** ***
WATER RATING:	3.5 star (11L)	4.5 star (12L)
ENERGY RATING:	3.5 star (189kWh)	3.5 star (259kWh)
NOISE:	49dB	49dB
FLOOD PROTECTION:	✓	✓
HALF LOAD OPTION:		
DUAL ZONE WASH:		✓
CHILD LOCK:	✓	
TIMER DELAY:	✓	✓
DIGITAL CONTROLS:	✓	✓
ADJUSTABLE TOP BASKET:	✓	✓
THIRD LAYER CUTLERY TRAY	✓	
DRY PLUS FUNCTION:		✓

Dry Plus  
Function

When the function is selected, the water temperature during the final rinse stage is increased to 66°  
°C to improve the drying process.

Dishwashers

FREESTANDING  
ECONOMY  
DW6SE / DW6WE

12 Place Settings  
600MM

FREESTANDING  
ECONOMY PLUS  
DW6SP / DW6WP

14 Place Settings  
600MM

NB: Images may vary slightly from actual product. Images are displayed for measurement purposes only.

Dishwashers

FREESTANDING  
DIGITAL LED  
DW6SL / DW6BL

15 Place Settings  
600MM

NB: Images may vary slightly from actual product.  
Images are displayed for measurement purposes only.



	DW6SE / DW6WE	DW6SP / DW6WP
PROGRAMMES:	*****	***** **
WATER RATING:	4.5 star (10.7L)	4.5 star (12.2L)
ENERGY RATING:	3 star (267kWh)	3 star (320kWh)
NOISE:	52dB	52dB
FLOOD PROTECTION:	✓	✓
HALF LOAD OPTION:	✓	✓
CHILD LOCK:	✓	✓
TIMER DELAY:	✓	✓
DIGITAL CONTROLS:		✓
ADJUSTABLE TOP BASKET:		✓
THIRD LAYER CUTLERY TRAY		
DRY PLUS FUNCTION:		✓

	DW6SL / DW6BL
PROGRAMMES:	*****
WATER RATING:	4.5 star (12.48L)
ENERGY RATING:	3.5 star (276kWh)
NOISE:	49dB
FLOOD PROTECTION:	✓
HALF LOAD OPTION:	✓
CHILD LOCK:	
TIMER DELAY:	
DIGITAL CONTROLS:	✓
ADJUSTABLE TOP BASKET:	✓
THIRD LAYER CUTLERY TRAY	✓
DRY PLUS FUNCTION:	✓



# Waste Disposers



**STANDARD  
WASTE DISPOSAL  
GD-2**

1/2 Horse Power





**MID DUTY  
WASTE DISPOSAL  
GD-3**

1/2 Horse Power - mid duty



## Accessories



**GD-AIRSWITCH**

The GD-Airswitch is the safe way to operate your waste disposal, even with wet hands. Unlike an electrical switch, the air switch can be installed right next to your taps or around the wet area of your sink.

	GD-2	GD-3
TUNGSTEN CARBIDE HAMMERS:	✓	✓
ENERGY EFFICIENT MAGNET MOTOR:	✓	✓
ODOUR REDUCING ANTI-MICROBIAL BIOCIDES:	✓	✓
SIMPLE INSTALLATION:	✓	✓
SPEEDMASTER MOUNTING SYSTEM:	✓	✓
DISPOSES OF CORN COBS, COOKED FISH BONES, ONION SKINS:	✓	✓
BALANCED SOUND SHELL FOR QUIET OPERATION:	✓	✓
AIRSWITCH COMPATIBLE:	✓	✓

Reduced waste in landfills and recycling of waste is easy with the Parmco range of waste disposers and bins. Powerful, quiet and sturdy disposers will tackle food scrap items that others cannot.

# Cool

## Small and Compact

Less energy used, less running noise, less switch noise. Sleek and stylish. Our refrigeration range will make a stunning addition to your kitchen.

PARMCO



Refrigeration



85L BEVERAGE COOLER BLACK BC85B

85L





UNDER BENCH FRIDGE FREEZER FR85WUBFF

85L





BOTTOM MOUNT FRIDGE FREEZER FR253SBMFF

253L






TOP MOUNT FRIDGE FREEZER FR362STMFF

362L






	BC85B	FR85WUBFF	FR253SBMFF	FR362STMFF
TOTAL CAPACITY:	85L	85L	253L	362L
FRIDGE CAPACITY:	85L	61L	100L	268L
FREEZER CAPACITY:		24L	153L	94L
ENERGY RATING:	2 star (139kWh)	2.5 star (184kWh)	3 star (334kWh)	2.5 star (436kWh)
DIMENSIONS:	480 x 430 x 870mm	480 x 500 x 850mm	550 x 640 x 1660mm	600 x 665 x 1700mm
TEMPERATURE CONTROL:	Electronic	Mechanical	Electronic	Electronic
MANUAL DEFROST:		✓	✓	✓
FRIDGE INTERNAL LIGHT:	✓	✓	✓	✓
REVERSIBLE DOOR:	✓	✓	✓	✓


Chest Freezers



CHEST FREEZER CF142W

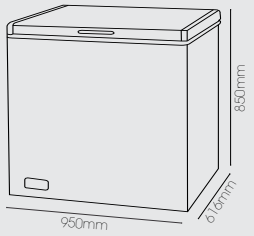


142L






CHEST FREEZER CF246W

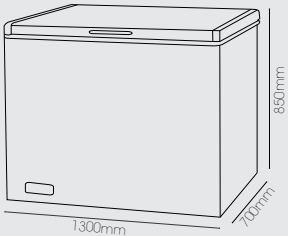


246L






CHEST FREEZER CF371W

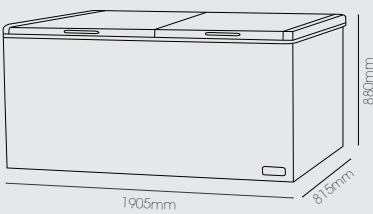


371L





CHEST FREEZER CF688W

688L



	CF142W	CF246W	CF371W	CF688W
TOTAL CAPACITY:	142L	246L	371L	688L
ENERGY RATING:	3 star (217kWh)	3 star (279kWh)	2.5 star (380kWh)	3 star (480kWh)
DIMENSIONS:	705 x 560 x 850mm	950 x 616 x 850mm	1300 x 700 x 850mm	1905 x 815 x 880mm
COOLING TECHNOLOGY:	Direct Cooling	Direct Cooling	Direct Cooling	Direct Cooling
TEMPERATURE CONTROL:	Mechanical	Mechanical	Electronic	Electronic
NOISE:	42dB	42dB	42dB	52dB
MANUAL DEFROST:	✓	✓	✓	✓
WATER DISPOSAL DEVICE:	✓	✓	✓	✓
WIRE BASKET:	✓	✓	✓	✓

# Laundry

## Neat and tidy

Excellent cleaning performance and the latest technology to provide you and your family with laundry solutions that are kind to the family, to your clothes and kind to the environment.



PARMCO



# Washing Machines

## Front Loaders & Combos



**FRONT LOAD WASHING MACHINE WM8WF**

8KG

7 YEAR WARRANTY



845mm  
595mm  
645mm

ENERGY RATING: 4 star (299kWh)  
WATER RATING: 4 star (80L per wash)



**FRONT LOAD WASHING MACHINE WM10WF02**

10KG

7 YEAR WARRANTY



845mm  
595mm  
665mm

ENERGY RATING: 4 star (366kWh)  
WATER RATING: 4 star (101L per wash)



**FRONT LOAD WASHER / CONDENSOR DRYER WD106WF**

10KG WASHER/6KG DRYER

7 YEAR WARRANTY



845mm  
595mm  
665mm

ENERGY RATING: 4 star (361kWh)  
WATER RATING: 4 star (101L per wash)  
DRYER ENERGY RATING: 2 star (266kWh)

	WM8WF	WM10WF02	WD106WF
CAPACITY:	8KG	10KG	10KG / 6KG
PROGRAMMES:	15	16	15
WASHER ENERGY RATING:	4 star (299kWh)	4 star (366kWh)	4 star (361kWh)
WATER RATING:	4 star (80L per wash)	4 star (101L per wash)	4 star (101L per wash)
DRYER ENERGY RATING:			2 star (266kWh)
CHILD LOCK:	✓	✓	✓
DELAY START FUNCTION:	✓	✓	✓
MUTE WASHING:	✓	✓	
THR WASH & DRY FUNCTION:	N/A	N/A	✓



# Washing Machines

## Top Loaders



TOP LOAD WASHING MACHINE  
WM55WT

5.5KG





TOP LOAD WASHING MACHINE  
WM7WT

7KG






TOP LOAD WASHING MACHINE  
WM10WT

10KG





	WM55WT	WM7WT	WM10WT
CAPACITY:	5.5KG	7KG	10KG
PROGRAMMES:	8	8	8
ENERGY RATING:	2 star (426kWh)	2 star (489kWh)	2 star (772kWh)
WATER RATING	3 star (76L per wash)	3 star (92L per wash)	3 star (136L per wash)
CHILD LOCK:	✓	✓	✓
DELAY START FUNCTION:	✓	✓	✓
AUTO BALANCE SYSTEM:	✓	✓	✓
DRUM CLEAN SYSTEM:	✓	✓	✓
AUTO POWER OFF:	✓	✓	✓
WATER BLOW PULSATOR:	✓	✓	✓


# Dryers



DRYER  
TUMBLE REVERSABLE  
PT-F7-R



7KG





DRYER  
HEAT PUMP  
DR8WHP

8KG



	PT-F7-R	DR8WHP
CAPACITY:	7KG	8KG
PROGRAMMES:	9	15
DRYER ENERGY RATING:	2 star (311kWh)	7 star (158kWh)
REVERSIBLE DOOR:	✓	
FRONT VENTED:	✓	N/A
ANITCREASE FUNCTION:	✓	✓
DELAY START FUNCTION:		✓
CHILD LOCK:	✓	✓



**PARMCO**

519 Mt Wellington Highway, Mt Wellington, Auckland  
+64 9 573 5678, [sales@parmco.co.nz](mailto:sales@parmco.co.nz)

[www.parmco.co.nz](http://www.parmco.co.nz)